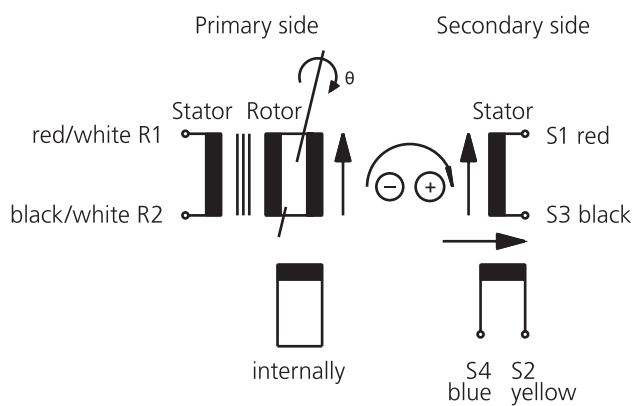





RESOLVER  
RE 08

### FACTS

- Hollow shaft Ø: max. 4 mm
- Outer Ø: 20 mm
- Length: 18 mm



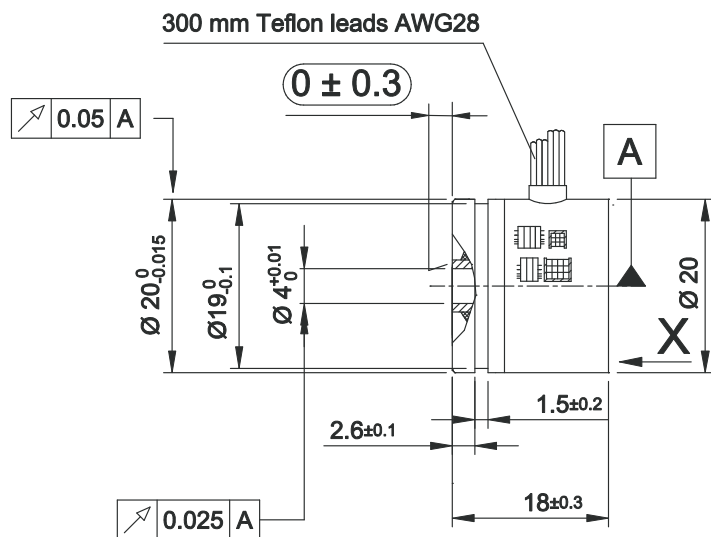
Input:  $E(R1-R2) = E \cdot \sin(\cos)$

Output:  $E(S1-S3) = TR \cdot E(R1-R2) \cdot \cos \theta$

$E(S2-S4) = TR \cdot E(R1-R2) \cdot \sin \theta$

TR = Transformation ratio

Positive counting direction: Rotor cw as viewed ( X → )



## SELECTION GUIDE FOR ELECTRONICAL DATA

Primary side:	R1 - R2	R1 - R2
Pole Pairs:	1	1
Transformation ratio:	0,5 ± 10%	0,5 ± 10%
Input voltage:	7 V	7 V
Input current:	32 mA	20 mA
Input frequency:	5 kHz	10 kHz
Phase shift:	9° ± 3°	-3° ± 3°
Null voltage:	max. 30 mV	max. 30 mV
<b>Impedance</b>		
Zro:	130 Ω + j · 180 Ω	200 Ω + j · 304 Ω
Zrs:	125 Ω + j · 140 Ω	160 Ω + j · 235 Ω
Zso:	205 Ω + j · 190 Ω	265 Ω + j · 330 Ω
Zss:	190 Ω + j · 140 Ω	210 Ω + j · 250 Ω
<b>D.C. resistance</b>		
Rotor:	60 Ω ± 10% at 20 °C	60 Ω ± 10% at 20 °C
Stator:	130 Ω ± 10% at 20 °C	130 Ω ± 10% at 20 °C
Accuracy:	± 10' / 20' spread	± 10' / 20' spread
Accuracy ripple:	max. 1'	max. 1'
Operating temperature:	-55 °C ... +155 °C (-67 °F ... +311 °F)	-55 °C ... +155 °C (-67 °F ... +311 °F)
Max. permissible speed:	40.000 min <sup>-1</sup>	40.000 min <sup>-1</sup>
Shock (11ms):	< = 1.000 m/s <sup>2</sup>	< = 1.000 m/s <sup>2</sup>
Vibration (10 to 500 Hz):	< = 500 m/s <sup>2</sup>	< = 500 m/s <sup>2</sup>
Hi-pot housing/winding:	min. 500 V <sub>AC</sub>	min. 500 V <sub>AC</sub>
Hi-pot winding/winding:	min. 250 V <sub>AC</sub>	min. 250 V <sub>AC</sub>
Rotor:	Completely impregnated	Completely impregnated
Stator:	Windings impregnated	Windings impregnated