

MEAS KPSI 353

- SDI-12 Small Bore Submersible Level Transducer
- $\pm 0.10\%$ FS Total Error Band
- Optional Lifetime Lightning Protection
- Two year warranty



The **MEAS KPSI 353** submersible hydrostatic level transducer is specifically designed for small bore applications and to meet the rigorous environments encountered in ground water level measurements. Incorporating a highly stable media-isolated sensor, the MEAS KPSI 353 features SDI-12 serial-digital interface. SDI-12 is a standard for interfacing data recorders with microprocessor-based sensors, especially in the environmental monitoring field. The MEAS KPSI 353 is intended for applications with requirements that include battery-powered operation with minimal current drain, low system cost, and use of a single recorder with multiple sensors “daisy-chained” on one cable. It will accommodate cable lengths between sensors and recorder up to 200 feet. New removable cable option allows easy substitution of transducers and cables.

APPLICATIONS

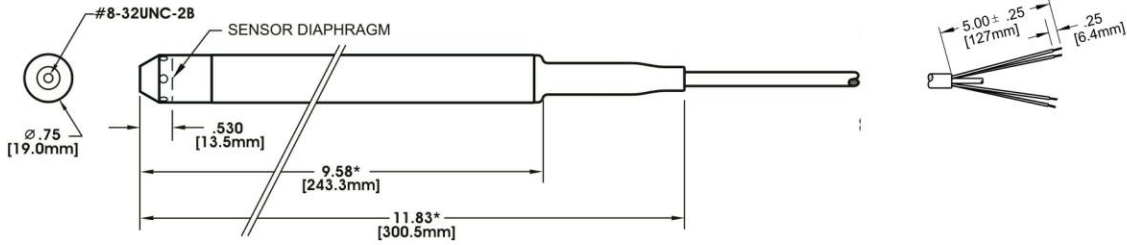
- Groundwater Monitoring
- Down Hole
- Surface Water Monitoring
- Tailrace and Forebay Monitoring
- Oceanographic Research

FEATURES

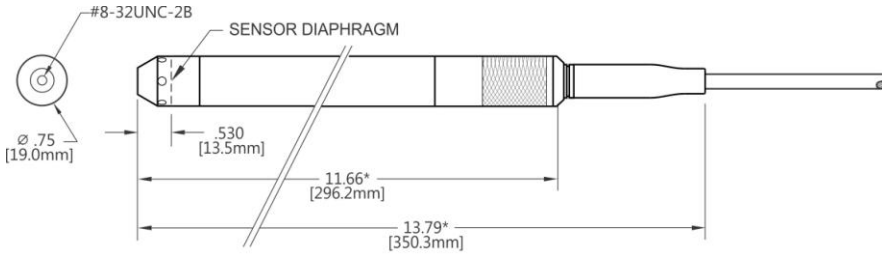
- Removable cable option
- Custom Polyurethane or ETFE Cable Lengths
- Welded 316SS or Titanium
- Custom Level Ranges up to 230 ft (70m) H₂O
- Shipped with Long-Life Vent Filter

MEAS KPSI 353

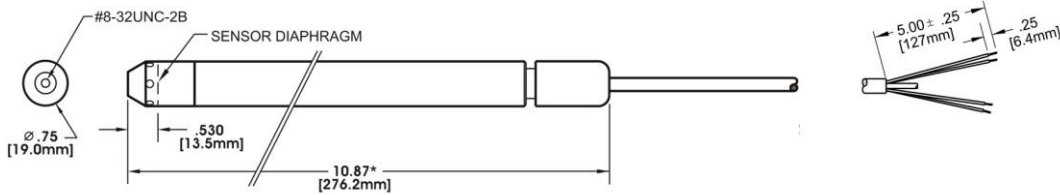
dimensions



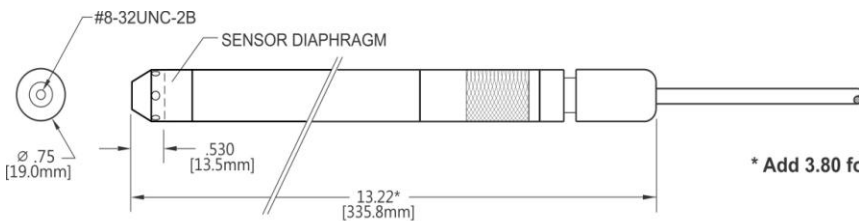
* Add 3.80 for lightning protection.



Molded Cable Seal Configuration for Polyurethane cable



* Add 3.80 for lightning protection.



Gland Seal Configuration for ETFE cable



electrical termination and removable cable options

ELECTRICAL TERMINATION		
22AWG CONDUCTORS IN A SHIELDED CABLE WITH VENT TUBE		
SDI-12	RED BLACK WHITE	+ SUPPLY - SUPPLY SIGNAL
RS-485	RED BLACK WHITE GREEN	+ SUPPLY - SUPPLY RS485-A RS485-B
ALL	DRAIN WIRE	SHIELD

MODEL	REMOVABLE CABLE
8 5 9	
↓ ↓ ↓	
	MATERIAL
	S Stainless Steel
	T Titanium
	↓
	OUTPUT
	C SDI-12
	D RS 485 w/SDI-12 protocol
	↓
	ELECTRICAL CONNECTION
	0 Molded cable seal
	A Gland cable seal
	R Removable cable
	↓
	CABLE TYPE
	1 Polyurethane
	2 ETFE
	↓
	CABLE LENGTH
	# # # (in feet)
8 5 9	

performance specifications

Parameter	Comment	
LEVEL RANGES		
Full Scale Level Ranges (intermediate level ranges are available)	10 thru 230 ft (3 thru 70m) H ₂ O	Vented Gage Reference
Proof Pressure	1.5 x FS	
Burst Pressure	2.0 x FS	
STATIC PERFORMANCE (Combined Errors Due to Nonlinearity, Hysteresis, Nonrepeatability, and Thermal Effects over the Compensated Temperature Range)		
Level	±0.10% FS TEB	
Temperature	+0.5°C	
Excitation	±0.5 VDC	8 to 28 volts
Resolution	+0.0001% FS	
MEASUREMENT RESOLUTION		
Level	±0.0001%FS	
Temperature	±0.001°C	
Excitation	±0.1 VDC	
ENVIRONMENTAL		
Wetted Materials	316 SS or Titanium; POM; polyurethane or FKM	
Compensated Temp Range	0 to 50°C	
Operating Temp Range	-20 to 60 °C	when attached to polyurethane cable
Protection Rating	IP 68, NEMA 6P	
ELECTRICAL		
Excitation	6-28V – VDC output	
Input Current	8 mA max 1.0 mA	average current during data acquisition quiescent
Interface	SDI-12, version 1.3 RS-485	SDI-12 protocol
CERTIFICATIONS		
	CE compliant	EN 61326-1:2001 and 61326-2-3:2006
PHYSICAL		
Approximate Weight	0.75 lbs (340 g) transducer 0.05 lbs/ft (79 g/m) cable	
Cable Jacket Material	Polyurethane (standard) ETFE (optional)	
Cable Pull Strength	200 lbs (90 kg)	
Cable Number of Conductors	4	
Cable Conductor Size	22 AWG	
Cable Seal	Molded Polyurethane FKM Gland	for polyurethane cable for ETFE cable
LIGHTNING PROTECTION (power supply needs to be limited to 150mA to avoid lock up of the gas tube after a suppression event)		
Life Expectancy	>1,000 Operations	
Peak Clamping Voltage	36 Volts	
Response Time	<10 nsecs	
Shunts	20,000 Amperes	

ordering info

MODEL		SUBMERSIBLE LEVEL TRANSDUCER	
3	5	3	±0.10% FS TEB Accuracy
↓	↓	↓	MATERIAL
			S Stainless Steel
			T Titanium
		↓	REFERENCE FORMAT
			1 Vented gage
		↓	OUTPUT
			C SDI-12
			D RS 485 w/SDI-12 protocol
		↓	PRESSURE CONNECTION
			B Ported nose cap
		↓	ELECTRICAL CONNECTION
			0 Molded cable seal
			A Gland cable seal
			R Removable cable
		↓	LIGHTNING PROTECTION
			A None
			B Full Lightning Protection
		↓	LEVEL RANGE (at MAX output)¹
			# # # . # # #
			↓ ↓ ↓ ↓ ↓ ↓ ↓
			LEVEL RANGE (at MIN output)¹
			# # # . # # #
			↓ ↓ ↓ ↓ ↓ ↓ ↓
			MOISTURE PROTECTION
			A None
			B Vent Filter
		↓	CABLE TYPE
			0 None
			1 Polyurethane
			2 ETFE
		↓	CABLE LENGTH
			# # # # (in feet)
			↓ ↓ ↓ ↓
			LABEL²
			A psi
			B ft H ₂ O
			C m H ₂ O
			↓
3	5	1	1 B

1 The part number requires two level range limits, corresponding to the maximum and minimum analog outputs of the transducer, to be specified in **pounds per square inch (psi)** to three decimal places. The lower level range is typically 000.000 unless otherwise required. For reverse output requirements, enter the lower level range for the maximum output signal and the upper range for the minimum output. Use the following conversion factors:

ft H₂O / 2.3073 = psi Examples: 10 ft H₂O / 2.3073 = 4.334 psi (enter 004.334 in the part number)
 m H₂O / 0.703265 = psi 10 m H₂O / 0.703265 = 14.219 psi (enter 014.219 in the part number)

For sealed gage reference add local atmosphere when converting to psi. Contact MEAS for assistance.
 Example: 10 ft H₂O / 2.3073 +14.7 = 19.034 psi (enter 019.034 in the part number)

2 Units of measure on standard MEAS label. Contact Measurement Specialties if private labeling is required.

NORTH AMERICA

Measurement Specialties, Inc.
 1000 Lucas Way
 Hampton, VA 23666
 USA
 Tel: 1-757-766-1500
 Fax: 1-757-766-4297
 Toll Free: 1-800-745-8008
 Sales: WL.sales@meas-spec.com

EUROPE

Measurement Specialties
 (Europe), Ltd.
 26 Rue des Dames
 78340 Les Clayes-sous-Bois, France
 Tel: +33 (0) 130 79 33 00
 Fax: +33 (0) 134 81 03 59
 Sales: pfq.cs.emea@meas-spec.com

ASIA

Measurement Specialties (China), Ltd.
 No. 26 Langshan Road
 Shenzhen High-Tech Park (North)
 Nanshan District, Shenzhen 518057
 China
 Tel: +86 755 3330 5088
 Fax: +86 755 3330 5099
 Sales: pfq.cs.asia@meas-spec.com

The information in this sheet has been carefully reviewed and is believed to be accurate; however, no responsibility is assumed for inaccuracies. Furthermore, this information does not convey to the purchaser of such devices any license under the patent rights to the manufacturer. Measurement Specialties, Inc. reserves the right to make changes without further notice to any product herein. Measurement Specialties, Inc. makes no warranty, representation or guarantee regarding the suitability of its product for any particular purpose, nor does Measurement Specialties, Inc. assume any liability arising out of the application or use of any product or circuit and specifically disclaims any and all liability, including without limitation consequential or incidental damages. Typical parameters can and do vary in different applications. All operating parameters must be validated for each customer application by customer's technical experts. Measurement Specialties, Inc. does not convey any license under its patent rights nor the rights of others.