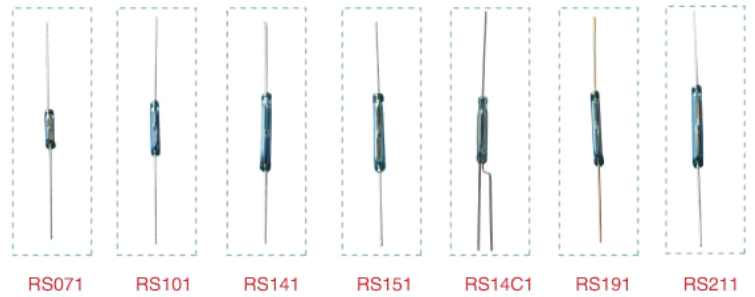
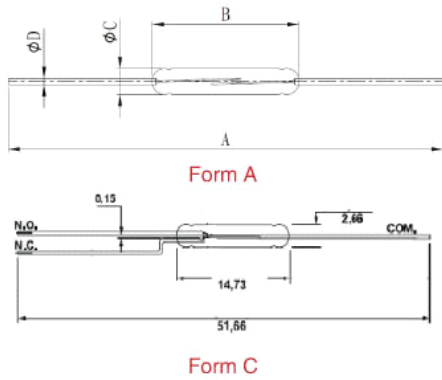
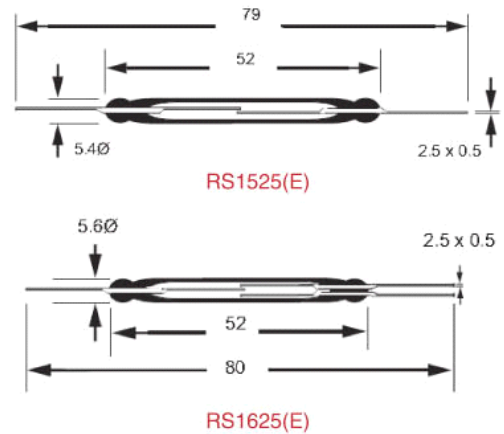


# 干簧管 Reed switches



型号 Type	尺寸 Dimension ( mm )	触点形式 Contact form	触点负载 (w) Contact Rating	最大开关电压 (V) Max. Switching Voltage	最小击穿电压 (V) Min.Breakdown Voltage	最大开关电流 (A) Max.Switching Current	最大极限电流(A) Max. Carry Current
RS071	A-35.6 B-7 C-1.8 D-0.3	A	10	100	250	0.5	1
RS101	A-40.38 B-10 C-1.8 D-0.4	A	10	200	250	0.5	1
RS141	A-44.3 B-14 C-2.2 D-0.4	A	10	200	250	0.5	1
RS151	A-40.38 B-15 C-2.2 D-0.5	A	10	220VAC	400	0.5	1.5
RS14C1	A-51.66 B-14 C-2.54 D-0.5	C	5	175	200	0.25	1.5
RS191	A-55 B-19 C-2.6 D-0.55	A	10	500	1300	0.5	1
RS211	A-55.4 B-21 C-2.75 D-0.6	A	70	300VAC	500	0.5	2.5



型号 Type	尺寸 Dimension ( mm )	触点形式 Contact form	触点负载 (w) Contact Rating	最大开关电压 (V) Max. Switching Voltage	最小击穿电压 (V) Min.Breakdown Voltage	最大开关电流 (A) Max.Switching Current	最大极限电流(A) Max. Carry Current
RS1525	A-79 B-52 C-5.4	A	80/120	250	800	3	5
RS1625	A-79 B-52 C-5.4	C	60	230	400	1	2
RS1525E	A-79 B-52 C-5.4	E	80/120	250	800	3	5
RS1625E	A-79 B-52 C-5.4	E	60	230	400	1	2
RS-V10K RS-V15K	A-81.6 B-53.4 C-5.4	A	50	7.5K/10K	10K/15K	3	5