

## CHT3W 温湿度变送器安装指南

### 概述:

CHT3W 系列产品是电流输出的墙面安装的温湿度变送器, 用来测量房间湿度和温度。

### 安装注意事项:

1. 在安装使用前仔细阅读本文件。确认该产品适合您的应用要求。
2. 用一只手握住底壳, 另一只手抓住上壳有窗栅的两端并向内捏, 同时向上拔上壳, 直到两壳分离。
3. 使底壳内表面箭头向上, 通过两只 M4 螺钉将变送器固定在室内墙体上。
4. 按照图 2 所示进行电气连接。电缆应穿过线路板从底壳上的长孔内引出。
5. 盖上上壳直到听到嘀嗒声。

图 1. 安装尺寸: (仅供参考, 毫米)

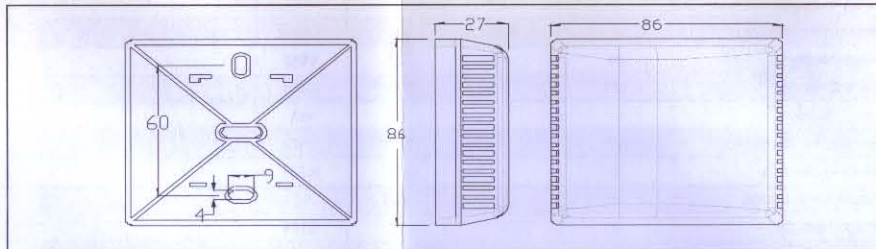


图 2. 电气连接图: (仅供参考)

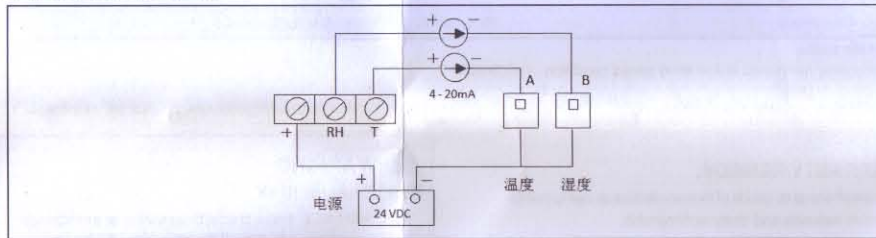


表 1. 选型指南:

产品型号	描述
CHT3W1THD	温湿度变送器, 工作温度范围 -25 °C 到 +60 °C
CHT3W1TLD	温湿度变送器, 工作温度范围 -10 °C 到 +60 °C
CHT3W1NHD	单温度变送器, 工作温度范围 -25 °C 到 +60 °C
CHT3W1NLD	单温度变送器, 工作温度范围 -10 °C 到 +60 °C

图 3. 输出曲线:

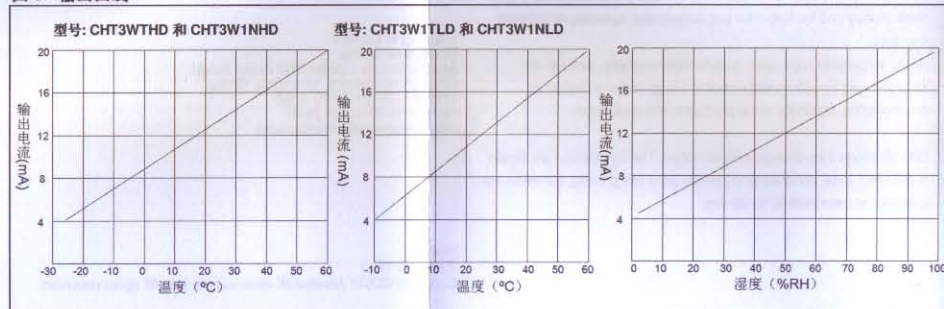


表 2. 性能参数: (在 24Vdc 电源和 25°C 环境下, 除非另有说明)

参数	最小值	名义值	最大值	单位	特定说明
湿度测量范围	0	-	100	%RH	CH3W1THD, CHT3W1TLD
湿度输出	4	-	20	mA	-
湿度精度	-	±3	-	%RH	1
总湿度精度 (0~40°C, 20~80%RH)	-	±5	-	%RH	1
湿度稳定性	-	1.0	-	%RH/year	-
温度测量范围	-25	-	+60	°C	CHT3W1THD, CHT3W1NHD
	-10	-	+60	°C	CHT3W1TLD, CHT3W1NLD
温度输出	4	-	20	mA	-
温度精度	-	±0.3	-	°C	-
总温度精度 (0 ~ 40°C)	-	±0.5	-	°C	-
温度稳定性	-	0.25	-	°C/year	-
供电电压	21	24	27	VDC	-
负载电阻	100	-	500	Ohm	-
消耗电流	-	-	40	mA	-
工作温度	-25	-	+70	°C	-
工作湿度	0	-	100	%RH	-
储存温度	-40	-	+90	°C	-
储存湿度	0	-	90	%RH	-
外壳材料	ABS plastic				
外壳防护登记	IP30				
电磁兼容性	IEC6100-4-2, IEC6100-4-4, IEC6100-4-5				

### 特定说明:

1. 精度测量在低风速条件 (<0.2m/s)。

### 保证/补偿:

霍尼韦尔保证生产的产品不会使用有缺陷的材料和不完善的工艺。霍尼韦尔的标准产品都承诺遵守该保证, 由霍尼韦尔另行注明的除外。对于质量保证细节请参考订单确认或咨询当地的销售办事处。如果产品在质量保证期间返回霍尼韦尔, 霍尼韦尔将免费修复或更换被确认有缺陷的产品。

上述内容为买方唯一的补救方法并代替其他的明言或隐含的包括适销性和合用性保证。霍尼韦尔对衍生的、特殊的或间接的损失不承担任何责任。

当我们通过文献和霍尼韦尔网站提供个人应用协助时, 应由客户决定产品应用的适用性。

规格可能未经通知进行更改。我们相信提供在此处的信息是精确和可靠的, 但不承诺对其使用负责。

### 警告 人身伤害

- 请勿将该产品作为安全或紧急停止装置使用, 或将其应用于任何可能由于产品故障导致人身伤害的场合。不遵守该说明可能导致死亡或严重的人身伤害。

传感与控制  
霍尼韦尔 (中国)  
上海长宁区遵义路100号虹桥上海城  
电话: +86 21-2219 6888  
传真: +86 21-6237 2493  
www.honeywell.com/sensing

Rev. B  
2011年2月  
Copyright ©2011 霍尼韦尔版权所有



## Installation instruction for the CHT3W Humidity & Temperature Transducer

### General:

The CHT3W Series products are wall mounting humidity & temperature transducer with current output to measure the room humidity and temperature.

### Installation:

1. Read this literature carefully and make sure the product(s) meet your application requirements prior to your installation and usage.
2. Hold lower cover by one hand. Hold and press upper cover at side windows by another hand, in the mean time pull out upper cover till the covers open.
3. Fix the device with two M4 screws to the inside wall with arrow upwards on lower cover.
4. Circuit connecting according to figure 2. Cables need to be gone through hole of PCB and long hole of lower cover.
5. Cover the upper cover to lower cover with a click to be heard.

Figure 1. Installation Dimensions: (For reference only, mm)

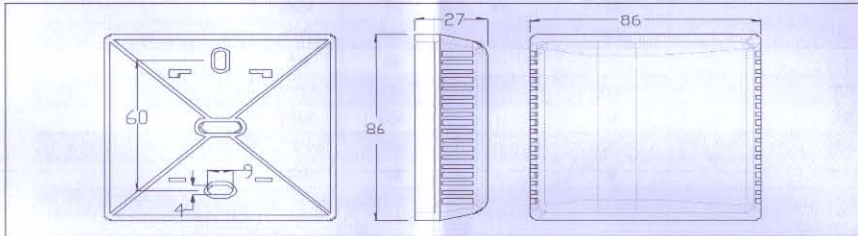


Figure 2. Application Circuit: (For reference only)

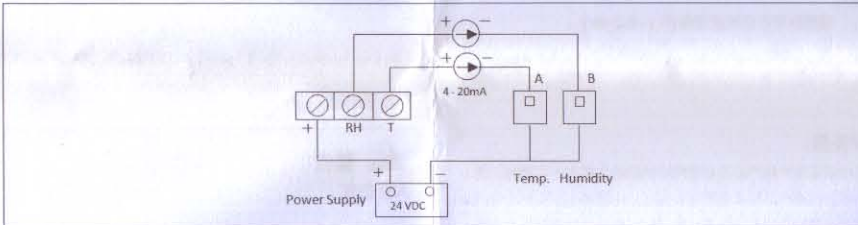


Table 1. Order Guide:

Catalog Listing	Description
CHT3W1THD	Humidity & Temperature transducer, Temperature measurement range: -25 °C to +60 °C
CHT3W1TLD	Humidity & Temperature transducer, Temperature measurement range: -10 °C to +60 °C
CHT3W1NHD	Temperature transducer, Temperature measurement range: -25 °C to +60 °C
CHT3W1NLD	Temperature transducer, Temperature measurement range: -10 °C to +60 °C

Figure 3. Output Curve:

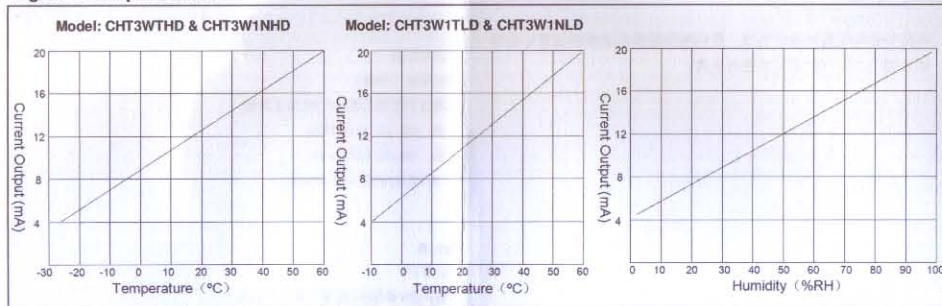


Table 2. Performance Specifications: (at 24Vdc supply and 25°C unless otherwise noted.)

Parameter	Minimum	Typical	Maximum	Unit	Specific Note
Humidity measurement range	0	-	100	%RH	CH3W1THD, CHT3WTLD
Humidity output	4	-	20	mA	-
Humidity accuracy	-	± 3	-	%RH	1
Full humidity Accuracy (0~40 °C, 20~80%RH range)	-	± 5	-	%RH	1
Humidity Stability	-	1.0	-	%RH/year	-
Temperature measurement range	-25	-	+60	°C	CHT3W1THD, CHT3W1NHD
	-10	-	+60	°C	CHT3W1TLD, CHT3W1NLD
Temperature output	4	-	20	mA	-
Temperature accuracy	-	± 0.3	-	°C	-
Full temperature accuracy (0 ~ 40 °C range)	-	± 0.5	-	°C	-
Temperature stability	-	0.25	-	°C/year	-
Voltage supply	21	24	27	VDC	-
Load resistance	100	-	500	Ohm	-
Current Supply	-	-	40	mA	-
Operating temperature	-25	-	+70	°C	-
Operating Humidity	0	-	100	%RH	-
Storage Temperature	-40	-	+90	°C	-
Storage Humidity	0	-	90	%RH	-
Housing material	ABS plastic				
Protection rating	IP30				
EMC Conformity	IEC6100-4-2, IEC6100-4-4, IEC6100-4-5				

### Specific note:

1. Accuracy measured at low wind speed condition (<0.2m/s)

### WARRANTY/REMEDY:

Honeywell warrants goods of its manufacture as being free of defective materials and faulty workmanship.

Honeywell's standard product warranty applies unless agreed to otherwise by Honeywell in writing; please refer to your order acknowledgement or consult your local sales office for specific warranty details. If warranted goods are returned to Honeywell during period of coverage, Honeywell will repair or replace, at its option, without charge those items it finds defective.

**The foregoing is buyer's sole remedy and is in lieu of all other warranties, expressed or implied, including those of merchantability and fitness for a particular purpose. In no event shall Honeywell be liable for consequential, special, or indirect damage.**

While we provide application assistance personally, through our literature and the Honeywell website, it is up to the customer to determine the suitability of the product in the application.

Specifications may change without notice. The information we supply is believed to be accurate and reliable as of this printing. However, we assume no responsibility for its use.

### WARNING PERSONAL INJURY

- DO NOT USE these products as safety or emergency stop devices or in any other application where failure of the product could result in personal injury.

**Failure to comply with these instructions could result in death or serious injury.**

Sensing & Control  
Honeywell China  
Shanghai City Center, 100 Zunyi Road  
Changning District, Shanghai, China  
Phone: +86-21-2219 6888  
Fax: +86-21-6237 2493  
www.honeywell.com/sensing