

NDP-Series

Electro-Polished Pumps

Y A M A D A

Transfer pumps for ultra high-purity solvents and other non-corrosive liquids compatible with 316 Stainless Steel



- 20Ra Electro Polished 316 Stainless Steel wetted components
- PTFE Elastomers
- * 1/2", 3/4" & 1" FNPT liquid port sizes standard. Also available sanitary welded:
 - Swagelok®, VCR®, Sanitary Clamp fitting, tube-connection and ANSI Flange
- Leak-free, registered fit, mating surfaces
- Patented, self-lubricating air valve never needs internal or external lubrication
- Non-stalling air valve which includes a non-centering, spring assisted shuttle ensuring a positive shift every time
- "Short stroke" reduces diaphragm flex and extends life
- Maximum flow rate up to 35 gallons/minute
- Field-proven design
- End user maintainable
- Electro polished pulsation dampeners also available
- Custom air motor control options available

Applications

- ACETONE
- ISOPROPYL ALCOHOL
- TRICHLOROETHYLENE
- METHYL ETHYL KETONE
- N-METHYL-PYRROLIDONE
- AND MANY MORE...

**Industry flows
through **Yamada** pumps**

CALL TOLL-FREE 1.800.990.7867

Yamada America, Inc.
1200 Nuclear Drive
West Chicago, IL 60185
Phone: 630.231.4083
Fax: 630.231.7405
Web: www.yamadapump.com
E-mail: sales@yamadapump.com

EP SERIES PUMPS

Specifications

	NDP-15BST-EP-20Ra	NDP-20BST-EP-20Ra	NDP-25BST-EP-20Ra
Discharge Volume/Cycle	0.031 gal. (119 cc)	0.10 gal. (378 cc)	0.17 gal (654cc)
Maximum Cycles/Minute	400	195	210
Port Dimensions:			
Liquid inlet & discharge	FNPT 1/2"	FNPT 3/4"	FNPT 1"
Air Inlet	FNPT 1/4"	FNPT 1/4"	FNPT 3/8"
Air Exhaust	FNPT 3/8"	FNPT 3/4"	FNPT 3/4"
Net Weight	14.5 lbs. (6.6 kg.)	33.1 lbs. (15.0 kg.)	50.7 lbs. (25 kg.)
Air Supply Pressure	All models: 20 to 100 PSI		
Maximum Liquid Temperature	All models: 212° F		

Additional Options:

Up to 10Ra Electro polish

Other diaphragm materials

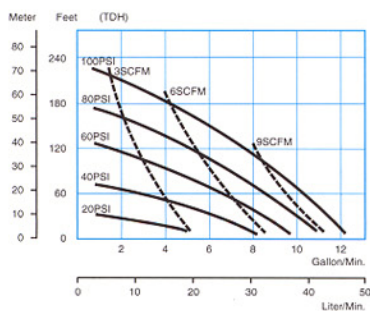
E-Nickel plated or Epoxy coated air motor

For expanded technical information, please call Yamada or reference the general brochure

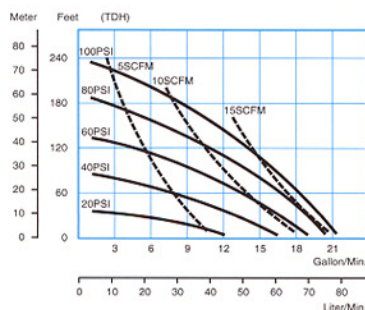
Note: All EP Series pumps include:

- 20Ra Electro Polished 316 Stainless Steel housings
- PTFE Diaphragms
- One piece capped Center Disk
- Aluminum air motor with NO PAINT.

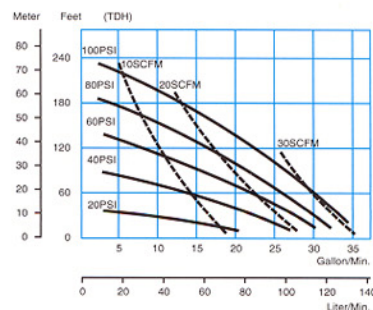
NDP-15 PTFE



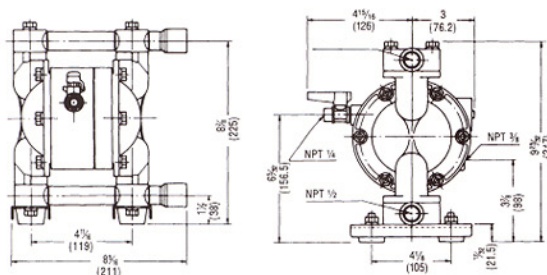
NDP-20 PTFE



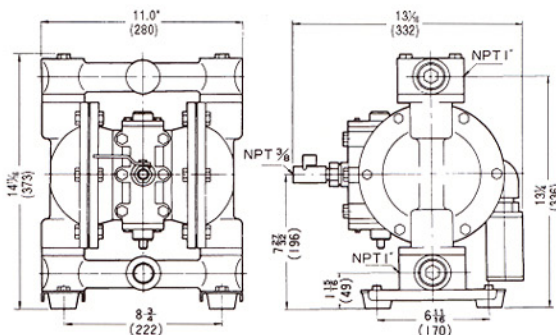
NDP-25 PTFE



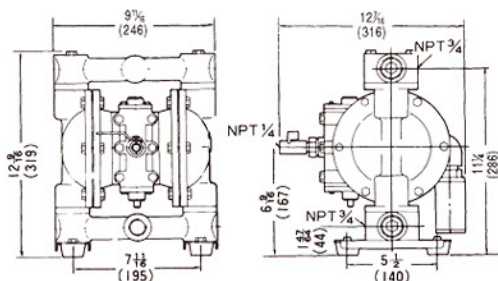
NDP-15 PTFE



NDP-25 PTFE



NDP-20 PTFE



Yamada