

FEATURES

- ◆ 360 Watts in 4" x 6" Footprint
- ◆ Full Medical & ITE Approvals
- ◆ Medical Body Floating (BF) rated, MOPP Type
- ◆ Operating Altitude: ITE up to 5000m, Medical up to 3000m
- ◆ Power ON LED indicators

TWO YEAR WARRANTY

SAFETY CERTIFICATIONS

UL60601-1 3rd Edition
 UL60950-1 2nd Edition
 CSA22.2, No. 60601-1 3rd Edition
 CSA22.2, No. 60950-1 2nd Edition
 EN60601-1 3rd Edition
 EN60950-1 2nd Edition



STANDARD MODELS

Model Number ^{1,2}	Output Voltage	Output Regulation	Output Current ³	Output Power ³	Output Current ³	Output Power ³
RJ-360P-S12-x	12V	±3%	30.00A	360W	20.84A	250W
RJ-360P-S24-x	24V	±3%	15.00A	360W	10.42A	250W
RJ-360P-S28-x	28V	±2%	12.86A	360W	8.93A	250W
RJ-360P-S48-x	48V	±2%	7.50A	360W	5.21A	250W
RJ-360P-S54-x	54V	±2%	6.67A	360W	4.63A	250W

NOTES:

- Output connector options: x=T (Terminal block type, pitch 8.25mm): Suitable for all voltages.
 x=C (Connector type, pitch=3.96mm): Suitable for 24V up.
- All models are equipped with 5V/0.3A standby & 12V/0.3A fan outputs.
- All models have total power 250W Max. convection or 360W Max. with 20CFM forced air cooling.

SPECIFICATIONS

Typical at Nominal Line, Full Load and 25°C Unless Otherwise Noted. Subject to change without notice.

INPUT SPECIFICATIONS

Operating Range90-264VAC
 Frequency47-63Hz
 Current, RMS.....<5A @115VAC, <2.5A @ 230VAC
 Inrush Current, cold start @ 25°C<40A Peak @ 115VAC
<80A Peak @ 230VAC
 EMI FilterEN55022 Curve B, FCC20780 pt. 15J Curve B
 Power Factor @ full load.....>0.95 @ 115VAC
> 0.90 @ 230VAC
 Protection.....Internal Fuse
 Leakage Current<100µA @ 264VAC

OUTPUT SPECIFICATIONS

Total Output Power, Continuous, Max.....see model table
 Total Regulation¹.....see model table
 Ripple & Noise, Pk-Pk²
 12V, 24V & 28V1%
 48V & 54V300mV
 Holdup Time, full load @ 115VAC.....>10mS
 Minimum Load.....0A
 Overload Protection⁴.....105-150% Full Load, Auto Recovery
 Overvoltage ProtectionShutdown, Latch off
 Short Circuit ProtectionAuto Recovery
 5Vsb.....meets ErP 0.5W @ No load

GENERAL SPECIFICATIONS

Efficiency>90% typical at Full Load, 230VAC
 MTBF per Telcordia (Bellcore TR-332).....250,000 Hrs @ FL, 25°C ambient
 EMC Standards.....EN60601-1-2, EN55024, EN55011 class B
 ..EN55032 class B, FCC Pt. 15 Class B, FCC Pt. 18 Class B
 Safety Standards
 Medical.....UL60601-1 3rd Ed., CSA22.2 No.60601-1 3rd Ed.,
 EN60601-1 3rd Ed.
 ITE.....UL60950-1 2nd Ed., CSA22.2 No.60950-1 2nd Ed.,
 EN60650-1 2nd Ed.

ENVIRONMENTAL SPECIFICATIONS

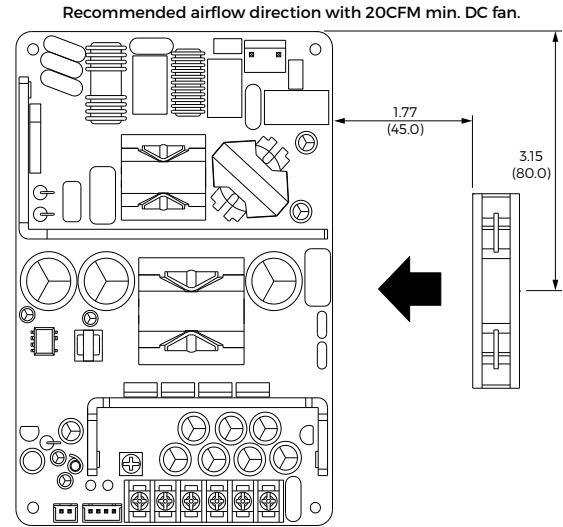
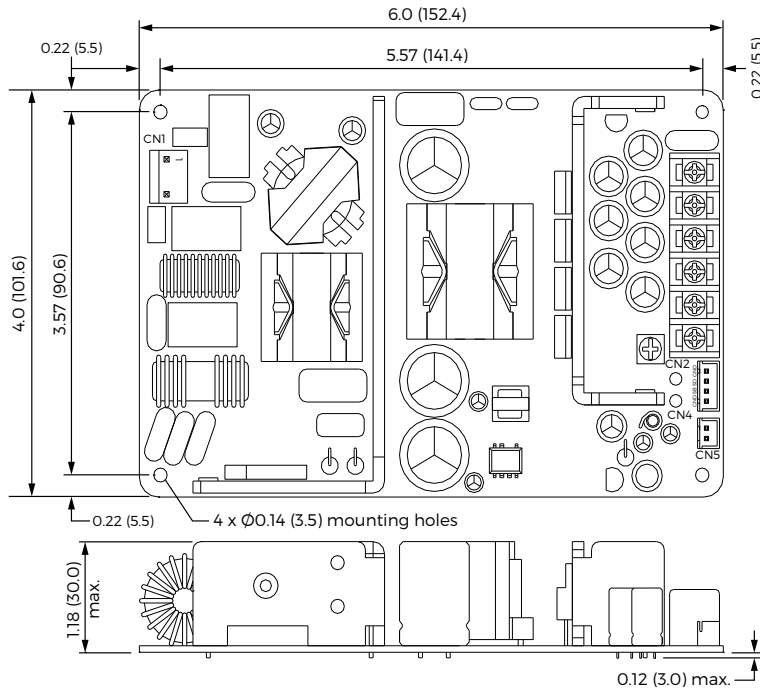
Operating Temperature.....-20°C to 70°C Ambient
 Derating.....see derating curve
 Storage Temperature.....-20°C to 85°C
 Humidity.....0% to 90%, non-condensing

PHYSICAL SPECIFICATIONS

FormatOpen PCB
 Dimensions, inches (mm)6 L x 4 W x 1.18 H
 (152.4 x 101.6 x 30.0)
 Weight1.06lbs (0.48kg)

- NOTES: 1. No load to full load, including line regulation and load regulation.
 2. 20MHz bandwidth. Measured with 0.1µF ceramic and 10µF electrolytic capacitors in parallel across the output.

MECHANICAL SPECIFICATIONS & CONNECTION DETAILS



ALL DIMENSIONS IN INCHES (mm).

CN1: Input Connector

Pin #	Function
1	AC Neutral
2	AC Live

JST B3P-VH-B pitch: 3.96mm or equivalent, mates with JST VHR-3N or equivalent.

CN2: Output Connector - (T) Option

Pin #	Function
1, 2, 3	GND
4, 5, 6	Output +Ve

6-Pole Terminal block pitch: 8.25mm or equivalent, rated 20A/300V.

CN4: Remote Sense Connector

Pin #	Function
1	GND
2	+5V Standby
3	SD (inhibit)
4	GND

JST B6B-XH-A pitch: 2.5mm or equivalent, mates with JST XHP-4 or equivalent.

CN2: Output Connector - (C) Option

Pin #	Function
1, 2, 3, 4, 5	GND
6, 7, 8, 9, 10	Output +Ve

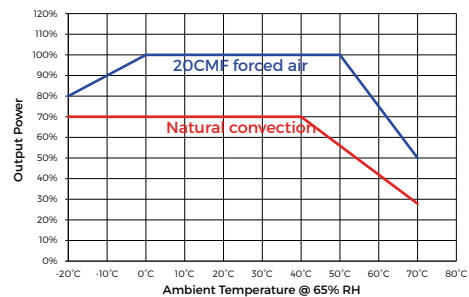
JST B10P-VH-B pitch: 3.96mm or equivalent, mates with JST VHR-10N or equivalent.

CN5: Input Connector

Pin #	Function
1	+12V
2	GND

JST B2B-XH-A pitch: 2.5mm or equivalent, mates with JST XHP-2 or equivalent.

Output Power Derating Curve



Convection cooling: Derate linearly 2.5% per °C from +41°C to +70°C.
20CFM forced air cooling: Derate linearly 2.5% per °C from +51 to +70°C.
20CFM forced air cooling: Derate linearly 1.0% per °C from 0 to -20°C.

© 2019 UNIPOWER LLC

This document is believed to be correct at time of publication and Unipower LLC accepts no responsibility for consequences from printing errors or inaccuracies. All specifications subject to change without notice.

North America & CALA: +1 954-346-2442 • EMEA: +1 561-990-3830 • sales@unipowerco.com