



EPAS1U

FLEX-0130D



Apply For

- 1U Rack-Mount Server Appliance



- Industrial Panel PC, Kiosk



Features



Electrical Specifications

- Input Voltage 100 ~ 240 VAC Auto Sensing
- Frequency 47 ~ 63 Hz
- Input current 6.0 Arms @ 100 VAC
3.0 Arms @ 240 VAC
- Holdup Time > 17 ms @ 70% Load

Environmental Specifications

- Operating/Storage Temp. 10~40°C/-20~70°C
- Operating/Storage Humidity 85% / 95%
- Operating/Storage Altitude 10,000/50,000 FT
- MTBF 100,000 HRS
- Safety Approvals UL/CUL, CB, TUV
- EMC Regulations FCC, CE

Output Specifications

Voltage	Regulation Load	Minimum Load	Maximum Load	Peak
+3.3V	+/- 5%	0.5A	22.0A	--
+5.0V	+/- 5%	0.5A	12.0A	--
+12 V1	+/- 5%	1.0A	6.0A	7.0A
+12 V2	+/- 5%	1.0A	16.0A	19A
-12V	+/- 10%	0A	0.3A	--
+5 Vsb	+/- 5%	0A	2.5A	--

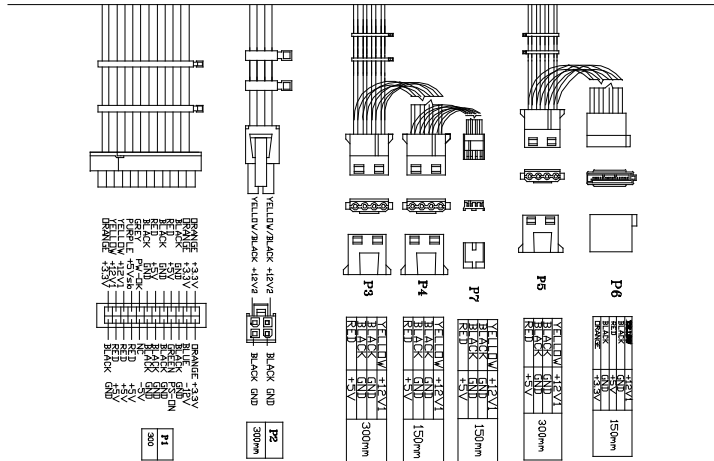
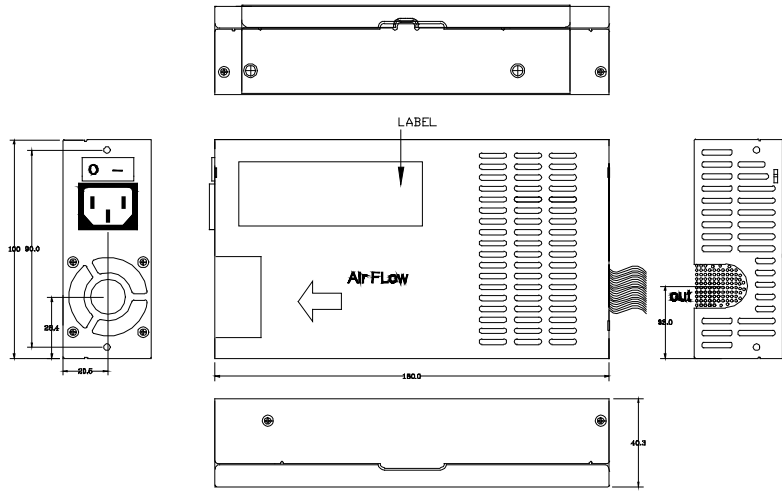
(*) Total maximum combines load output on +12V1 and +12V2 rails should not exceed 250 Watts.



FLEX-0130D

EPS1U

Mechanical Drawing




Main power
24(20|4) -
pin)
- P1



Aux12V(4 pin)
- P2



IDE Drive
- P3,P4



FDD Drive
- P5



SATA
- P6, P7



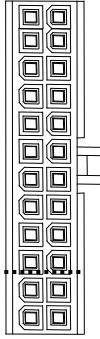
FLEX-0130D

EPS1U

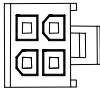
Wire Harness

Description

P1 - Main Power



P2 – 4 Pin Processor Power



P6,P7 – Serial ATA



P3 to P4 – Peripheral



P5 – Floppy



Dimension (WxLxH)

- 100 x 180 x 40.5 (mm)
- 3.93 x 7.08 x 1.59 (inch)

Cooling Fan

- 12V DC, 40 x 40 x 20mm

Connector Housing

Molex 39-01-2200 or Equivalent (20|4 Split)

1	Orange	+3.3V/RS	13	Orange	+3.3V
2	Orange	+3.3V	14	Blue	-12VDC
3	Black	GND	15	Black	GND
4	Red	+5V	16	Green	PS_ON
5	Black	GND	17	Black	GND
6	Red	+5V	18	Black	GND
7	Black	GND	19	Black	GND
8	Gray	PWR OK	20	N/E	Reserved
9	Purple	5 VSB	21	Red	+5V
10	Yellow	+12V2	22	Red	+5V
11	Yellow	+12V2	23	Red	+5V
12	Orange	+3.3V	24	Black	GND

Molex 39-01-2040 or Equivalent

1	Black	GND	3	Yellow	/Black	+12V1
2	Black	GND	4	Yellow	/Black	+12V1

Molex 88751 or Equivalent

1	Yellow	+12V2
2	Black	GND
3	Red	+5V
4	Black	GND
5	Orange	+3.3V

Molex 8981-04P of Equivalent

1	Yellow	+12V2
2	Black	GND
3	Black	GND
4	Red	+5V

AMP 171822-4 or Equivalent

1	Red	+5V
2	Black	GND
3	Black	GND
4	Yellow	+12V2

Notes

- Specification subject to change without notice. All new processors support will be updated once official announced by vendors