


GR SERIES: LOW PROFILE FRONT ENDS

1250 to 2500 Watts with PFC



CASE SIZE: 3.3 x 4.9 x 13.1
 (84 x 124 x 333 mm)



KEY FEATURES

- Industry's Lowest Profile, 3.3 Inches
- Up to 11.8 Watts / Cu. Inch
- 250,000 Hours MTBF (Bellcore)
- Unique Thermal Architecture
- Up to 87% Efficiency
- Active Power Factor Correction
- Class B Input EMI Filter
- No Minimum Load
- Single-Wire Current Share
- Remote Inhibit
- 5V, 50mA Supervisory Output
- Overvoltage Protection
- Thermal Protection
- Overload & Short Circuit Protection
- AC Power Good & DC Power Good
- Active Inrush Current Limiting
- Integral Isolation Diodes

TWO-YEAR WARRANTY

STANDARD MODELS

MAX. WATTS	OUTPUT VOLTAGE	OUTPUT CURRENT	INPUT VOLTAGE RANGE	MIN. LOAD	LINE / LOAD REGULATION	MODEL NUMBER
1250*	12V	104.2A*	85-264 VAC	0A	1%	GRPI3000
1250*	24V	52.1A*	85-264 VAC	0A	1%	GRPI5000
1250*	28V	44.6A*	85-264 VAC	0A	1%	GRPI6000
1250*	48V	26.0A*	85-264 VAC	0A	1%	GRPI7000
2000	24V	83.3A	170-264 VAC	0A	1%	GRR15000
2000	28V	71.4A	170-264 VAC	0A	1%	GRR16000
2000	48V	41.7A	170-264 VAC	0A	1%	GRR17000
2500	24V	104.2A	170-264 VAC	0A	1%	GRS15000
2500	28V	89.3A	170-264 VAC	0A	1%	GRS16000
2500	48V	52.1A	170-264 VAC	0A	1%	GRS17000

* **NOTE:** Below 90V, derate output by 10%. Full rated output power at 90-264 VAC input.

SAFETY CERTIFICATIONS

AGENCY	STANDARD
UL	UL60950
CUL	CSA22.2, No. 60950
DEMKO	EN60950

SPECIFICATIONS, GR SERIES

Typical at Nominal Line, Full Load and 25°C Unless Otherwise Noted.

OUTPUT SPECIFICATIONS

Total Output Power, Max. 1250, 2000 or 2500W
 Voltage Adjustment Range ±10%
 Total Regulation¹ 1.0%
 Ripple & Noise, Pk-Pk² 125mV, 12V Models
 250mV, 24V & 28V Models
 500mV, 48V Models
 Holdup Time 20ms
 Dynamic Response³ 1ms
 Temperature Coefficient ±0.05%/°C
 Minimum Load 0A
 Overload Protection Constant Current Limiting
 Overvoltage Protection Latched Shutdown / Reset
 Active Current Share⁴ 10% Differential from Rated Current
 Remote Sense Up to 0.5V Per Wire
 Turn-On Time, Max. 2.0 sec.

INPUT SPECIFICATIONS

Input Voltage Range See Model Table
 Power Factor 0.98
 Input Frequency 47-63Hz
 Inrush Limiting 25A peak
 Input EMI Filter, Conducted EN55022 Curve B
 FCC20780 pt. 15J Curve B
 Harmonic Distortion EN61000-3-2
 Input Immunity, Conducted
 Fast Transients, Line-Line ±2kV (EN61000-4-4 Level 3)
 Surges, Line-Line ±1kV (EN61000-4-5 Level 2)
 Surges, Line-Ground ±2kV (EN61000-4-5 Level 3)
 Input Protection, Internal Fuse 20A

GENERAL SPECIFICATIONS

Efficiency 82%-87% at Full Load
 Switching Frequency, PFC Converter 70kHz Nominal
 Output Converter 70kHz Nominal
 Over Temperature Shutdown Auto Recovery
 Isolation, Class I⁵ >3000VAC input - Output
 >1500VAC Input - Ground
 >50VDC Output - Ground
 Safety Standards EN60950, UL60950, CSA22.2 No.60950

ENVIRONMENTAL SPECIFICATIONS

Operating Temperature 0°C to 70°C Ambient
 Derating 2.5% / °C, 50°C to 70°C
 Storage Temperature -40°C to +85°C
 Cooling Ball Bearing Fans

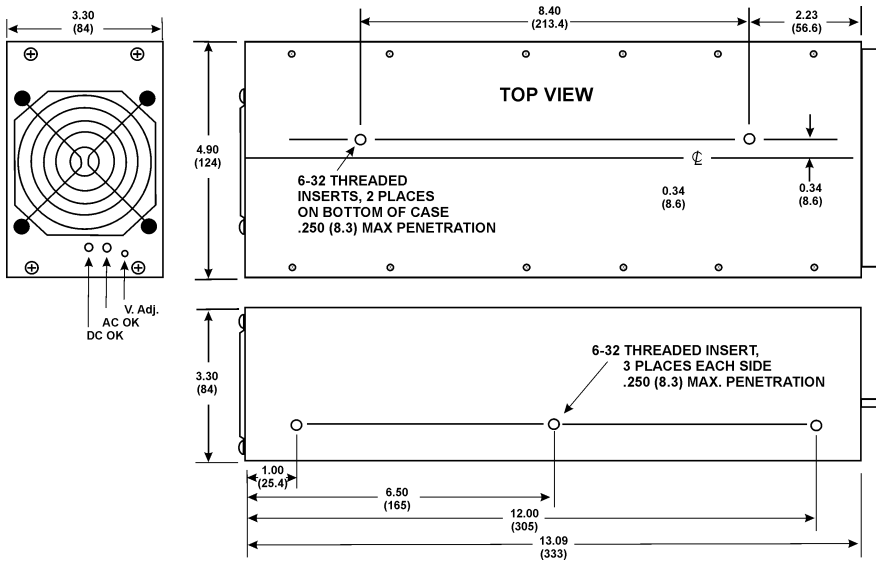
PHYSICAL SPECIFICATIONS

Case Material Aluminum
 Dimensions, Inches (mm) 3.3 H x 4.9 W x 13.1 D
 (83.8 x 124 x 333)
 Weight 10.15 lbs. (4.60 kg.)

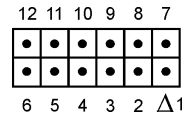
NOTES:

1. At remote sense point over full line range and 0-100% load change.
2. 20MHz bandwidth. Measured with 0.1µF ceramic and 10µF tantalum capacitors in parallel across the output.
3. 5% deviation recovering to within 1% for 50% load change.
4. Using single wire current share with remote sense connected.
5. Input - output isolation figure is for isolation components only. 100% production Hipot tested.

CASE OUTLINE



J1 TOP VIEW



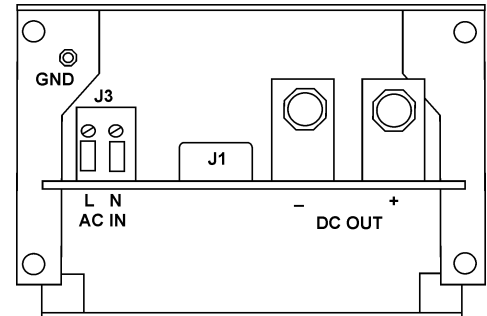
J1 PIN CONNECTIONS

PIN	FUNCTION	PIN	FUNCTION
1	AC Power Fail	7	+5VDC Auxil.
2	Current Share	8	-Sense
3	-Sense	9	+Sense
4	Remote Adj.	10	-Sense
5	Inhibit	11	DC Power Good
6	Current Monitor	12	Thermal Alarm

MATING CONNECTOR KIT

Mating Connector:
 MOLEX 43025-1200
 Crimp for Header: 43030-0001
 Order Kit No.: 775-1457-0000

BACK VIEW



ALL DIMENSIONS IN INCHES (mm).

All specifications subject to change without notice.

gr-revC-08-18-04.pdf