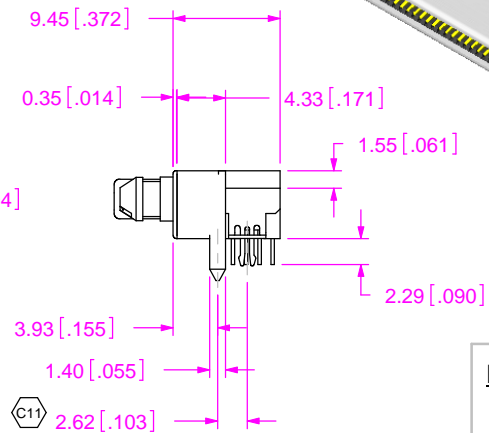
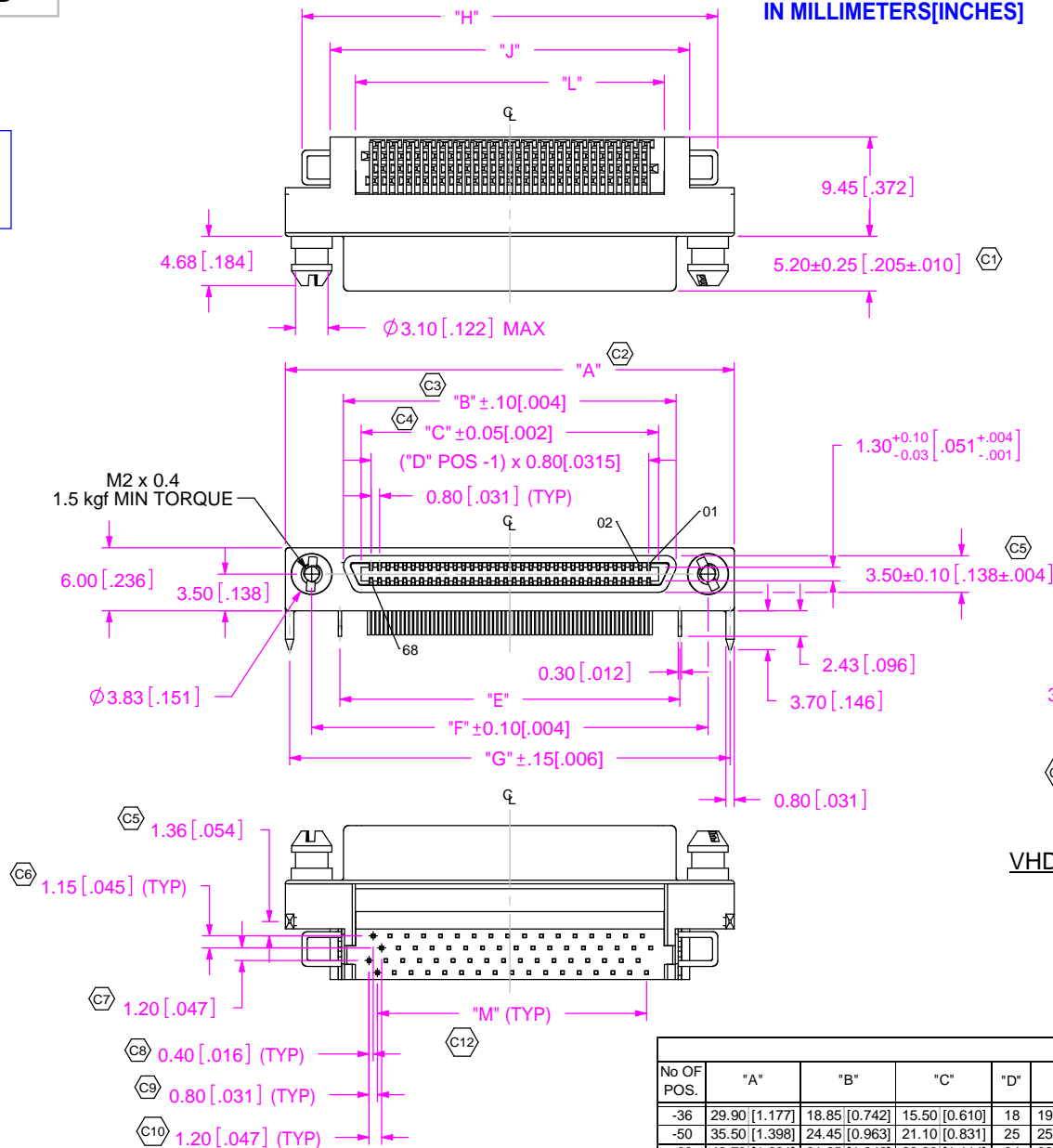


DO NOT
SCALE FROM
THIS PRINTDESIGNED & DIMENSIONED
IN MILLIMETERS[INCHES]

VHDCR-XX-01-M-RA

No OF POSITIONS
-36, -50, -68
(TOTAL)MOUNTING OPTION
-RA: RIGHT ANGLELEAD STYLE
-01PLATING SPECIFICATION
-M: MEDIUM SELECTIVE GOLD:
.000015 GOLD OVER .000050 NICKEL
IN CONTACT AREA, .000100 TIN OVER
.000050 NICKEL ON TAILS

VHDCR-68-01-M-RA SHOWN

PACKAGING VIEW

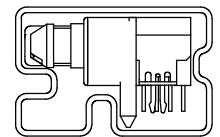
TUBE: PT-1-24-01-155
PLUG: TP-52

TABLE 1

No OF POS.	"A"	"B"	"C"	"D"	"E"	"F"	"G"	"H"	"J"	"L"	"M"
-36	29.90 [1.177]	18.85 [0.742]	15.50 [0.610]	18	19.55 [0.770]	24.90 [0.980]	29.10 [1.146]	27.15 [1.069]	21.00 [0.827]	16.60 [0.654]	12.80 [0.504]
-50	35.50 [1.398]	24.45 [0.963]	21.10 [0.831]	25	25.15 [0.990]	30.50 [1.201]	34.70 [1.366]	32.75 [1.289]	26.60 [1.047]	22.20 [0.874]	19.20 [0.756]
-68	42.70 [1.681]	31.65 [1.246]	28.30 [1.114]	34	32.35 [1.274]	37.70 [1.484]	41.90 [1.650]	39.95 [1.573]	33.80 [1.331]	29.40 [1.157]	25.60 [1.008]

NOTES:

1. Ⓒ REPRESENTS A CRITICAL DIMENSION.

UNLESS OTHERWISE SPECIFIED,
DIMENSIONS ARE IN MILLIMETERS.
TOLERANCES ARE:
DECIMALS ANGLES
.X: ± 1°
.XX: ±0.25 [.010]
.XXX: ±0.051 [.0020]

PROPRIETARY NOTE

THIS DOCUMENT CONTAINS INFORMATION
CONFIDENTIAL AND PROPRIETARY TO
SAMTEC, INC. AND SHALL NOT BE REPRODUCED
OR TRANSFERRED TO OTHER DOCUMENTS OR
DISCLOSED TO OTHERS OR USED FOR ANY
PURPOSE OTHER THAN THAT WHICH IT WAS
OBTAINED WITHOUT THE EXPRESSED WRITTEN
CONSENT OF SAMTEC, INC.

520 PARK EAST BLVD, NEW ALBANY, IN 47150
PHONE: 812-944-6733 FAX: 812-948-5047
e-Mail: info@SAMTEC.com code: 55322

MATERIAL: DO NOT SCALE DRAWING

SHEET SCALE 1.5:1

INSULATOR: VECTRA E130i
CONTACT: PHOS BRONZE
SHELL: NICKEL PLATED ZINC ALLOY

DESCRIPTION:

.8mm RIGHT ANGLE SOCKET ASSEMBLY

DWG. NO.

VHDCR-XX-01-M-RA

BY: BRATCHER 01/14/2005

SHEET 1 OF 1