REVISIONS

Ø	06/21/10 ECN-133432	TP	S. HILLERICH

RELEASED FOR LIMITED PRODUCTION.

1	11/30/10 ECN-143904	LM	M. PUFFER

ADD COVERFILM OPENINGS UNDER CONNECTOR STANDOFFS; INCREASE PASTE LAYER FEATURES FROM .025 TO .035; UPDATE SILK IN ALL LAYERS VIEW TO -02; UPDATE C8 TO .0322 AND ADD "MUST BE MEASURED IN FOOTPRINT AREA"; UPDATE C9 TO .1262; UPDATE C4 TO .38; UPDATE C5 TO .41; CHANGE NOTE 12 FINISH TO ENIG; REMOVE GUARD TRACES ON OUTSIDE EDGES.

RELEASED FOR LIMITED PRODUCTION

USE FOR QUOTING, PRELIMINARY DESIGN, INITIAL BUILDS AND INFORMATIONAL PURPOSES ONLY

RoHS Compliant 82 Pb LEAD

PRODUCT MUST WITHSTAND LEAD-FREE PROCESSING

EUROPEAN UNION ROHS DIRECTIVE, 2002/95/EC

UNLESS OTHERWISE NOTED

DIMENSIONS ARE IN INCHES — TOLERANCES ARE:

ONE PLACE DECIMALS ±.1 — THREE PLACE DECIMALS ± .010

TWO PLACE DECIMALS ±.02 — FOUR PLACE DECIMALS ± .0050

TITLE: CUSTOM FLEX JUMPER

DWG NO: SCF-152345-02-MA

SHEET 1 OF 1

TOP LAYER

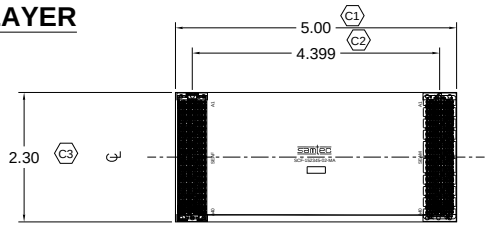

BOTTOM LAYER

STIFFENERS

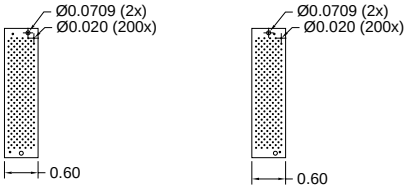

SIDE VIEW

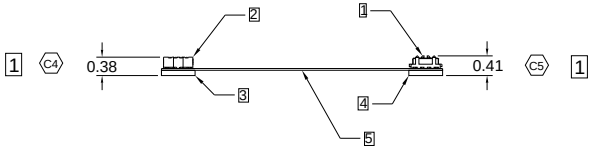

ALL LAYERS

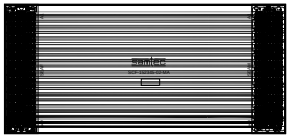

1

PINOUT TABLE		
J1	SIGNAL	J2
SEE VITA 57 CHART		

LAYER STACKUP

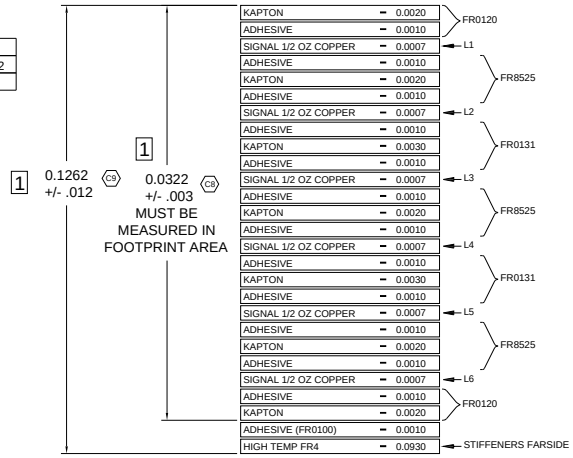

NOTES:

1. C — REPRESENTS A CRITICAL DIMENSION.
2. SPECIFICATIONS: UNLESS OTHERWISE SPECIFIED, FABRICATION OF THIS FLEX SHALL BE IN CONFORMANCE WITH THE FOLLOWING SPECIFICATIONS:
   IPC-6013 CLASS 2.
   IPC-A-610 CLASS 2.
3. DIMENSIONS: INCHES.
4. TOLERANCES: UNLESS OTHERWISE SPECIFIED:
   DATUM HOLE TO BOARD EDGE LOCATIONS ±0.010, UNLESS OTHERWISE SPECIFIED.
   DATUM HOLE TO V-SCORE LOCATIONS ±0.010, UNLESS OTHERWISE SPECIFIED.
   DATUM HOLE TO DRILLED HOLE LOCATIONS ±0.004, UNLESS OTHERWISE SPECIFIED.
5. FR4 Tg: MINIMUM GLASS TRANSITION TEMPERATURE (Tg) OF 175º C.
6. FLAME CLASS: UL 94V-0 AND MUST MEET REQUIREMENTS OF UL796.
7. MOT: MANUFACTURER MUST BE UL RECOGNIZED TO PRODUCE THIS PRODUCT SUCH THAT IT MEETS 130ºC MAXIMUM OPERATING TEMPERATURE (MOT).
8. MARKINGS: SEE SILKSCREEN.
9. BOW AND TWIST: IN ACCORDANCE WITH IPC 6013 CLASS 2.
10. PLATING: PER IPC CLASS 2.
11. COVERFILM: TO BE IN ACCORDANCE WITH IPC 6013 CLASS 2.
12. FINISH: ENIG - 3 MICROINCHES OF IMMERSION GOLD OVER 100 MICROINCHES NICKEL MIN.
13. SILKSCREEN: WHITE NONCONDUCTIVE INK.
    NO INK TO APPEAR ON EXPOSED COPPER SUCH AS PLATED THROUGH HOLE PADS AND SURFACE MOUNT LANDS. INK ON SOLDER MASK COVERED PADS IS PERMISSIBLE.
    CLIPPING OF SILKSCREEN (0.008 MAX FROM PADS) IS PERMITTED IF REQUIRED.
14. ELECTRICAL TEST: ALL ASSEMBLIES TO BE 100% ELECTRICAL TESTED.
    ALL ASSEMBLIES TO BE 100% HI-POT TESTED AT 300V.
    TESTED TO STANDARD NA-FL-WI-2003-M.
15. IMPEDANCE: BOARDS ARE "BUILD TO STACK". IMPEDANCE REQUIREMENTS FOR EACH LAYER ARE SHOWN BELOW FOR REFERENCE.
16. LAYER STACKUP

ARTWORK NAME	TYPE	COPPER THICKNESS	WIDTH	IMPEDANCE
TOP SIDE				
MSK-NS.GBR	COVERFILM	NA	NA	NA
LAYER_1_SIG_AW.GBR	SIGNAL	0.5 OZ	NA	NA
LAYER_2_SIG_AW.GBR	SIGNAL	0.5 OZ	0.0050	100 OHM (DP)
LAYER_3_SIG_AW.GBR	GROUND	0.5 OZ	NA	NA
LAYER_4_SIG_AW.GBR	SIGNAL	0.5 OZ	0.0032	100 OHM (DP)
LAYER_5_SIG_AW.GBR	GROUND	0.5 OZ	NA	NA
LAYER_6_SIG_AW.GBR	SIGNAL	0.5 OZ	0.0055	100 OHM (DP)
MSK-FS.GBR	COVERFILM	NA	NA	NA
BOTTOM SIDE				

17. INSPECTION: ALL CRITICAL FEATURES TO BE INSPECTED BEFORE SHIPMENT.
18. MIN TRACE/SPACE: MIN TRACE = .0032 +/-.0005, MIN SPACE = .0030 +/-.0005
19. PACKAGING: ALL ASSEMBLIES TO BE PACKAGED TO PACKAGING STANDARDS NA-FL-WI-1026-M.
    ALL ASSEMBLIES TO BE DELIVERED FLAT.

REFERENCE CUSTOM PRODUCT TRAVELER FOR PROCESS STEPS.

FFF NOTE

SAMTEC RESERVES THE RIGHT TO MODIFY ELEMENTS OF THIS PRODUCT AND DRAWING IN ORDER TO IMPROVE QUALITY AND MANUFACTURABILITY WITHOUT NOTIFICATION OR CUSTOMER APPROVAL AS LONG AS THE CHANGES BEING MADE DO NOT AFFECT ITS FORM, FIT, OR FUNCTION.

PROPRIETARY NOTE

THIS DOCUMENT CONTAINS INFORMATION CONFIDENTIAL AND PROPRIETARY TO SAMTEC INC. AND SHALL NOT BE REPRODUCED OR TRANSFERRED TO OTHER DOCUMENTS OR DISCLOSED TO OTHERS OR USED FOR ANY PURPOSE OTHER THAN THAT FOR WHICH IT WAS OBTAINED WITHOUT THE EXPRESSED WRITTEN CONSENT OF SAMTEC INC.

TABLE 1				
HOLE CHART FOR SINGLE CIRCUIT (NOT STIFFENERS)				
ALL UNITS ARE IN INCHES				
SYMBOL	DRILL SIZE	COUNT	PLATED / NON	TOLERANCE
×	0.0079	810	PLATED	+/-.003
✳	0.028	04	NON-PLATED	+/-.002
+	0.0512	04	NON-PLATED	+/-.002

BOM		
ITEM NO.	PART NUMBER	QUANTITY
1	ASP-134488-01	1
2	ASP-134486-01	1
3	STF-01-FS	1
4	STF-02-FS	1
5	SUB-SCF-152345-02-MA	1

F:\DWG\FLEX\SCF\152000\152345-02\SCF-152345-02-MA

samtec

520 PARK EAST BLVD. NEW ALBANY, INDIANA 47150
PHONE (812) 944-6733 E-MAIL: INFO@SAMTEC.COM CODE 55322

MADE BY: TIM R. 06-21-2010

SCF-152345-02-MA

SHEET 1 OF 1