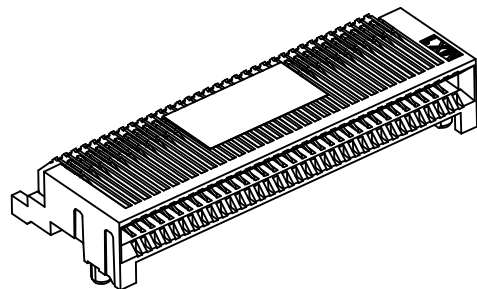


SECTION A-A

68 CIRCUIT ASSEMBLY SHOWN



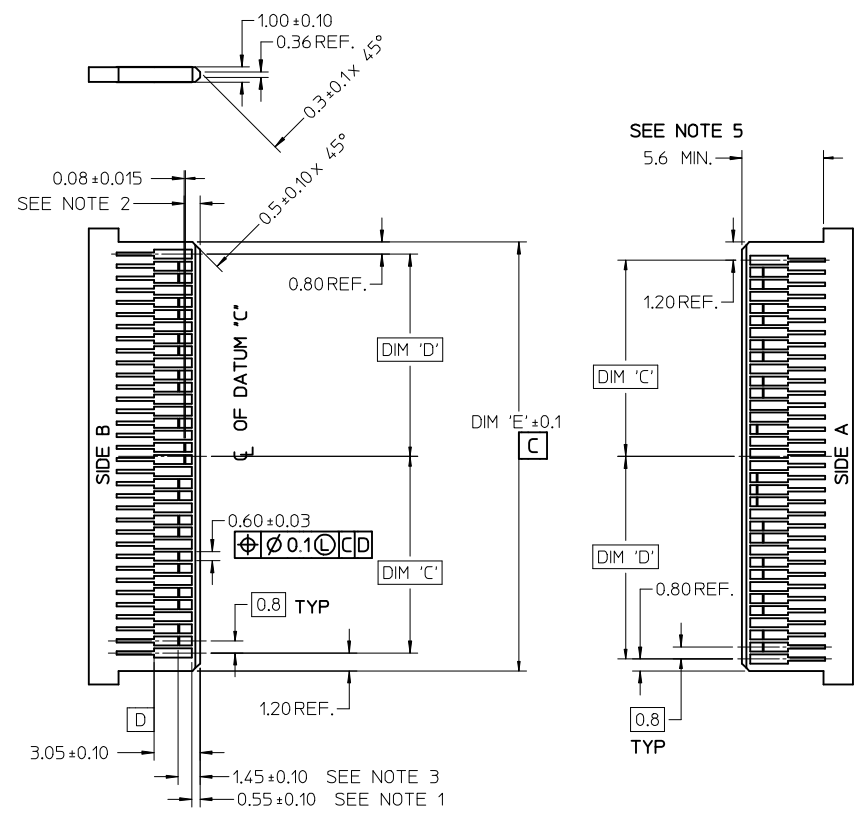
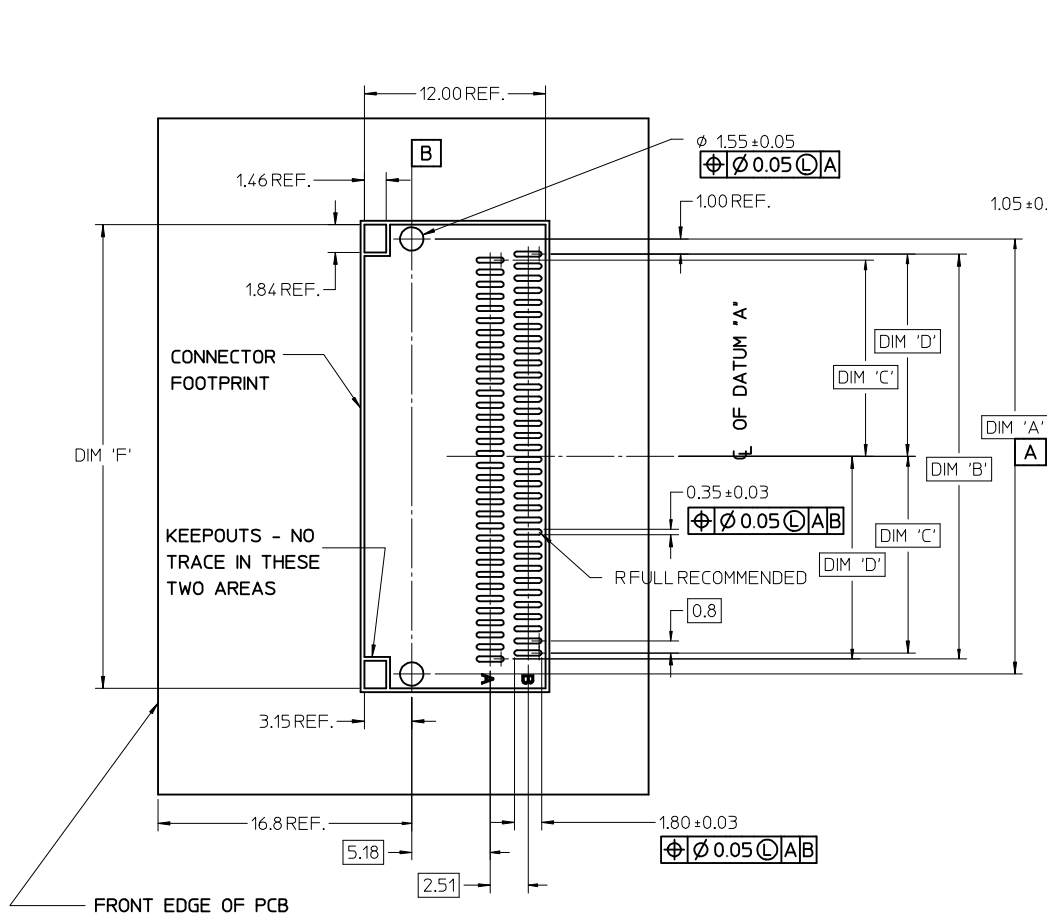
CIRCUIT SIZE	ITEM NUMBER	PLATING OPTION	DIM 'A'	DIM 'B'	DIM 'C'
26	75586-0004	OPTION 1	13.40	11.80	12.00
26	75586-0009	OPTION 2	13.40	11.80	12.00
36	75586-0003	OPTION 1	17.40	15.80	16.00
36	75586-0008	OPTION 2	17.40	15.80	16.00
38	75586-0010	OPTION 1	18.20	16.60	16.80
38	75586-0011	OPTION 2	18.20	16.60	16.80
50	75586-0001	OPTION 1	23.00	21.40	21.60
50	75586-0006	OPTION 2	23.00	21.40	21.60
68	75586-0002	OPTION 1	30.20	28.60	28.80
68	75586-0007	OPTION 2	30.20	28.60	28.80

NOTES

- MATERIAL:
HOUSING - HIGH TEMPERATURE THERMOPLASTIC GLASS FILLED, UL 94V-0, BLACK
TERMINALS - COPPER ALLOY
- PLATING:
OPTION 1
CONTACT AREA - 0.38 μm MIN GOLD OVER 2.54 μm MIN NICKEL
SOLDER FOOT AREA - 2.54 - 5.09 μm TIN OVER 2.54 μm MIN NICKEL.
OPTION 2
CONTACT AREA - 0.76 μm MIN GOLD OVER 2.54 μm NICKEL
SOLDER AREA - 2.54 - 5.09 μm TIN OVER 2.54 μm MIN NICKEL.
- TERMINAL SOLDER FEET TO BE COPLANAR WITHIN 0.10/004 MEASURED FROM FRONT HOUSING STAND OFF (DATUM E)
- DATE CODE: 4 DIGIT (3 DIGIT DATE, 1 DIGIT YEAR)
- CIRCUIT IDENTIFIER: SEE APPROPRIATE INDUSTRY SPECIFICATION FOR LOCATION OF PIN 1
- TO BE USED WITH EXTERNAL CABLES (74546 & 74547 SERIES) AND GUIDE FRAMES (74540 & 74548 SERIES)
- TESTER/ANALYZER CABLES AVAILABLE (74557 & 74558 SERIES)
- PACKAGED PER PACKAGING SPECIFICATION: PK-75586-002
- CONFORMS TO PRODUCT SPECIFICATION: PS-75586-001
- THIS PART CONFORMS TO CLASS C REQUIREMENTS OF COSMETIC SPECIFICATION PS-45499-002.

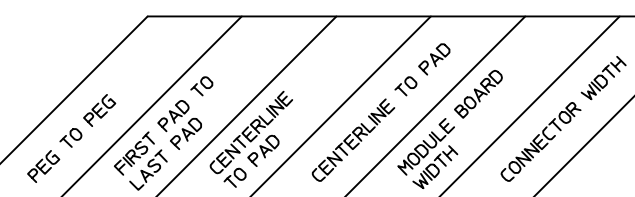
iPass™ IS A TRADEMARK OF MOLEX

UPDATE TOLERANCES EC NO: UCP2010-0536 IDRWINKLANG 2009/08/27 CHKD: 2009/09/29 APPR: MBANK LIS 2009/09/30 REV:	QUALITY SYMBOLS ▽=0 ▽=0	GENERAL TOLERANCES (UNLESS SPECIFIED)		DIMENSION STYLE MM ONLY		SCALE 4:1	DESIGN UNITS METRIC	THIRD ANGLE PROJECTION	
				DRAWN BY KREGNIER	DATE 07/28/04	I-PASS R/A CONNECTOR EXTERNAL ASSEMBLY .8 MM PITCH I/O MOLEX INCORPORATED			
				CHECKED BY JLONG	DATE 07/29/04				
				APPROVED BY RNELSON		DATE 07/30/04	MATERIAL NO. SEE CHART	DOCUMENT NO. SD-75586-001	SHEET NO. 1 OF 3
		DRAFT WHERE APPLICABLE MUST REMAIN WITHIN DIMENSIONS		SIZE C		THIS DRAWING CONTAINS INFORMATION THAT IS PROPRIETARY TO MOLEX INCORPORATED AND SHOULD NOT BE USED WITHOUT WRITTEN PERMISSION			



- NOTES:**
1. PAD CONFIGURATION FOR FIRST MATE.
 2. PAD CONFIGURATION FOR SECOND MATE.
 3. PAD CONFIGURATION FOR THIRD MATE (HIGH SPEED SIGNALS).
 4. FOR PIN ASSIGNMENTS AND MATING SEQUENCE (1ST, 2ND, 3RD), SEE APPLICABLE SPECIFICATION.
 5. MINIMUM STEP REQUIRED IF PCB MADE WIDER THAN CARD TOUNGE.
 6. SEE 74540 OR 74548 SERIES FOR GUIDE FRAME FOOT PRINT AND KEEP OUT AREA.

68 CIRCUIT SHOWN



CIRCUIT SIZE	TERM/SIDE 'N'	DIM 'A'	DIM 'B'	DIM 'C'	DIM 'D'	DIM 'E'	DIM 'F'
26	13	12.00	10.00	4.60	5.00	11.60	13.90
36	18	16.00	14.00	6.60	7.00	15.60	17.90
38	19	16.80	14.80	7.00	7.40	16.40	18.70
50	25	21.60	19.60	9.40	9.80	21.20	23.50
68	34	28.80	26.80	13.00	13.40	28.40	30.70

REV: 1

QUALITY SYMBOLS: $\nabla = \text{DRILL}$, $\nabla = \text{TAP}$

GENERAL TOLERANCES (UNLESS SPECIFIED):

	mm	INCH
4 PLACES	± 0.13	± 0.005
3 PLACES	± 0.25	± 0.010
2 PLACES	± 0.38	± 0.015
1 PLACE	± 0.51	± 0.020

ANGULAR $\pm 1/2^\circ$

DRAFT WHERE APPLICABLE MUST REMAIN WITHIN DIMENSIONS

DIMENSION STYLE: MM ONLY

SCALE: 4:1

DESIGN UNITS: METRIC

THIRD ANGLE PROJECTION

TITLE: I-PASS R/A CONNECTOR EXTERNAL ASSEMBLY .8 MM PITCH I/O

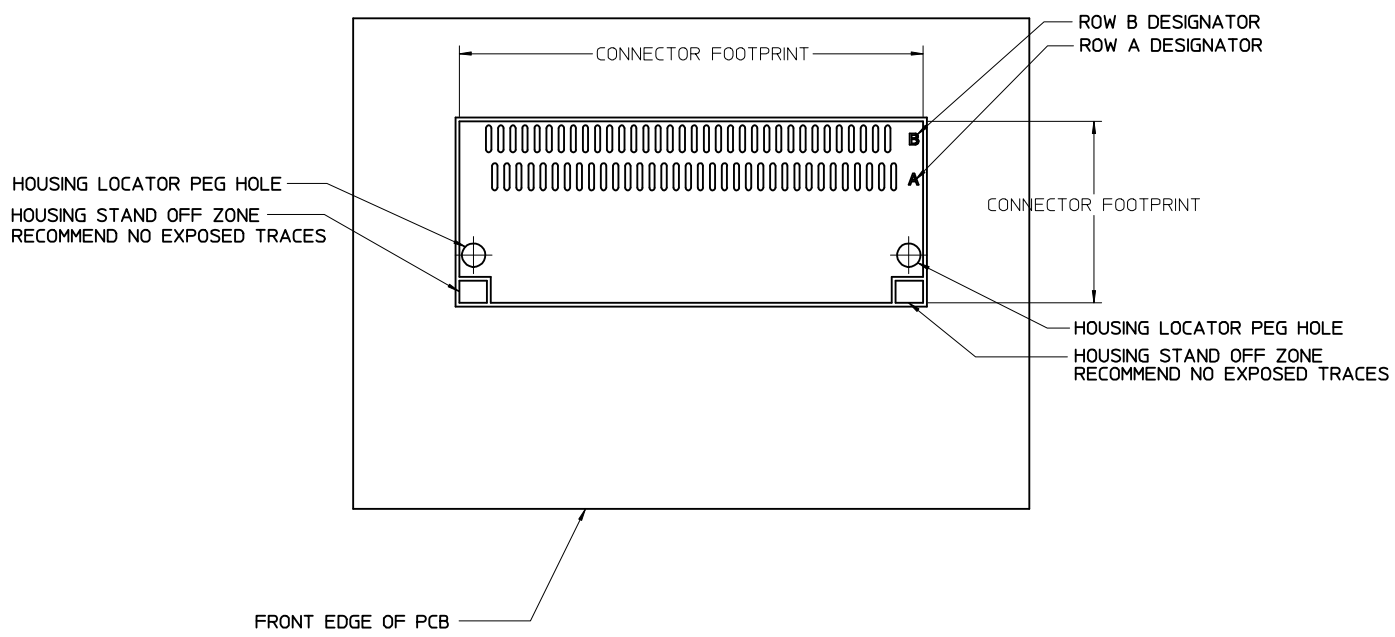
MATERIAL NO. SD-75586-001

DOCUMENT NO. SD-75586-001

SHEET NO. 2 OF 3

THIS DRAWING CONTAINS INFORMATION THAT IS PROPRIETARY TO MOLEX INCORPORATED AND SHOULD NOT BE USED WITHOUT WRITTEN PERMISSION

iPass™ IS A TRADEMARK OF MOLEX



iPass™ IS A TRADEMARK OF MOLEX

SEE SHEET 1 EC NO: UCP2010-0536 DRW: DRWINKLANG 2009/08/27 CHKD: 2009/09/29 APPR: MBANAKIS 2009/09/30	QUALITY SYMBOLS	GENERAL TOLERANCES (UNLESS SPECIFIED)	DIMENSION STYLE	SCALE	DESIGN UNITS	THIRD ANGLE PROJECTION
	▽=0 ▽=0	mm INCH 4 PLACES ± --- ± --- 3 PLACES ± --- ± --- 2 PLACES ± 0.13 ± --- 1 PLACE ± 0.25 ± --- ANGULAR ± 1/2°	MM ONLY	4:1	METRIC	DRAWN BY: KREGNIER DATE: 07/28/04 CHECKED BY: JLONG DATE: 07/29/04 APPROVED BY: RNELSON DATE: 07/30/04
		DRAFT WHERE APPLICABLE MUST REMAIN WITHIN DIMENSIONS	SEE CHART	TITLE: I-PASS R/A CONNECTOR EXTERNAL ASSEMBLY .8 MM PITCH I/O MOLEX MOLEX INCORPORATED DOCUMENT NO. SD-75586-001		SHEET NO. 3 OF 3
				THIS DRAWING CONTAINS INFORMATION THAT IS PROPRIETARY TO MOLEX INCORPORATED AND SHOULD NOT BE USED WITHOUT WRITTEN PERMISSION		