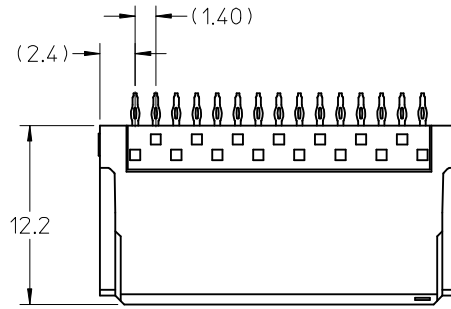
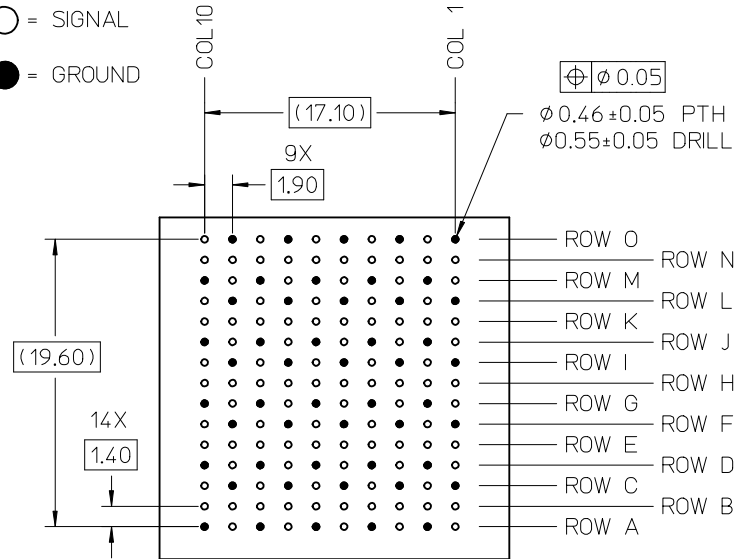


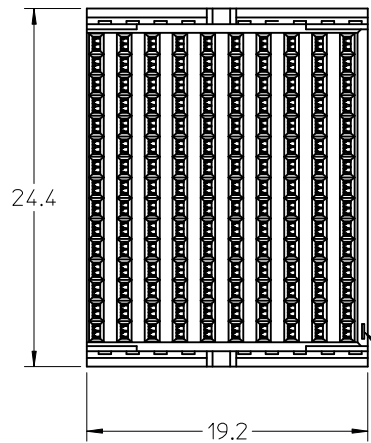
PART NUMBER & DATE CODE MARKING



○ = SIGNAL
● = GROUND



CIRCUIT BOARD LAYOUT
CONNECTOR SIDE



NOTES:

1. MATERIALS: CONTACTS - COPPER ALLOY; HOUSING - LIQUID CRYSTAL POLYMER (LCP), UL 94V-0, BLACK.
2. FINISHES: 30 MN MIN SELECTIVE GOLD (Au) IN CONTACT AREA, SELECTIVE MATTE TIN (Sn) OR TIN/LEAD (Sn/Pb) IN TAIL AREA, NICKEL (Ni) OVERALL.
3. PARTS PACKAGED PER PK-70873-0062.
4. THESE PARTS CONFORM TO MOLEX PRODUCT SPECIFICATION PS-76706-999.
5. THESE PARTS CONFORM TO MOLEX COSMETIC SPECIFICATION PS-45499-002 CLASS B.
6. MINIMUM CIRCUIT BOARD THICKNESS: 1.4

PART NUMBER	TAIL PLATING
76706-0010	MATTE TIN
76700-0110	TIN/LEAD

INITIAL RELEASE EC NO: UCP2009-1351 DRAWN: JBINGHAM CHKD: JLAURX APPR: JLAURX A	QUALITY SYMBOLS ▽=0 ▽=0	GENERAL TOLERANCES (UNLESS SPECIFIED)		DIMENSION STYLE MM ONLY		SCALE 3:1	DESIGN UNITS METRIC	THIRD ANGLE PROJECTION		
		4 PLACES	± ---	± ---	DRAWN BY	DATE	TITLE TINMAN 5-PAIR 85-OHM 10-COLUMN 15MM STACK HT. VERTICAL RECEPTACLE			
		3 PLACES	± ---	± ---	CHECKED BY	DATE				
		2 PLACES	± 0.13	± ---	JLAURX	2008/10/31	MOLEX MOLEX INCORPORATED			
1 PLACE	± 0.25	± ---	APPROVED BY	DATE						
ANGULAR ± 2 °		DRAFT WHERE APPLICABLE MUST REMAIN WITHIN DIMENSIONS		SEE CHART		DOCUMENT NO.		SD-76706-010		
				SIZE B	THIS DRAWING CONTAINS INFORMATION THAT IS PROPRIETARY TO MOLEX INCORPORATED AND SHOULD NOT BE USED WITHOUT WRITTEN PERMISSION				SHEET NO.	1 OF 1