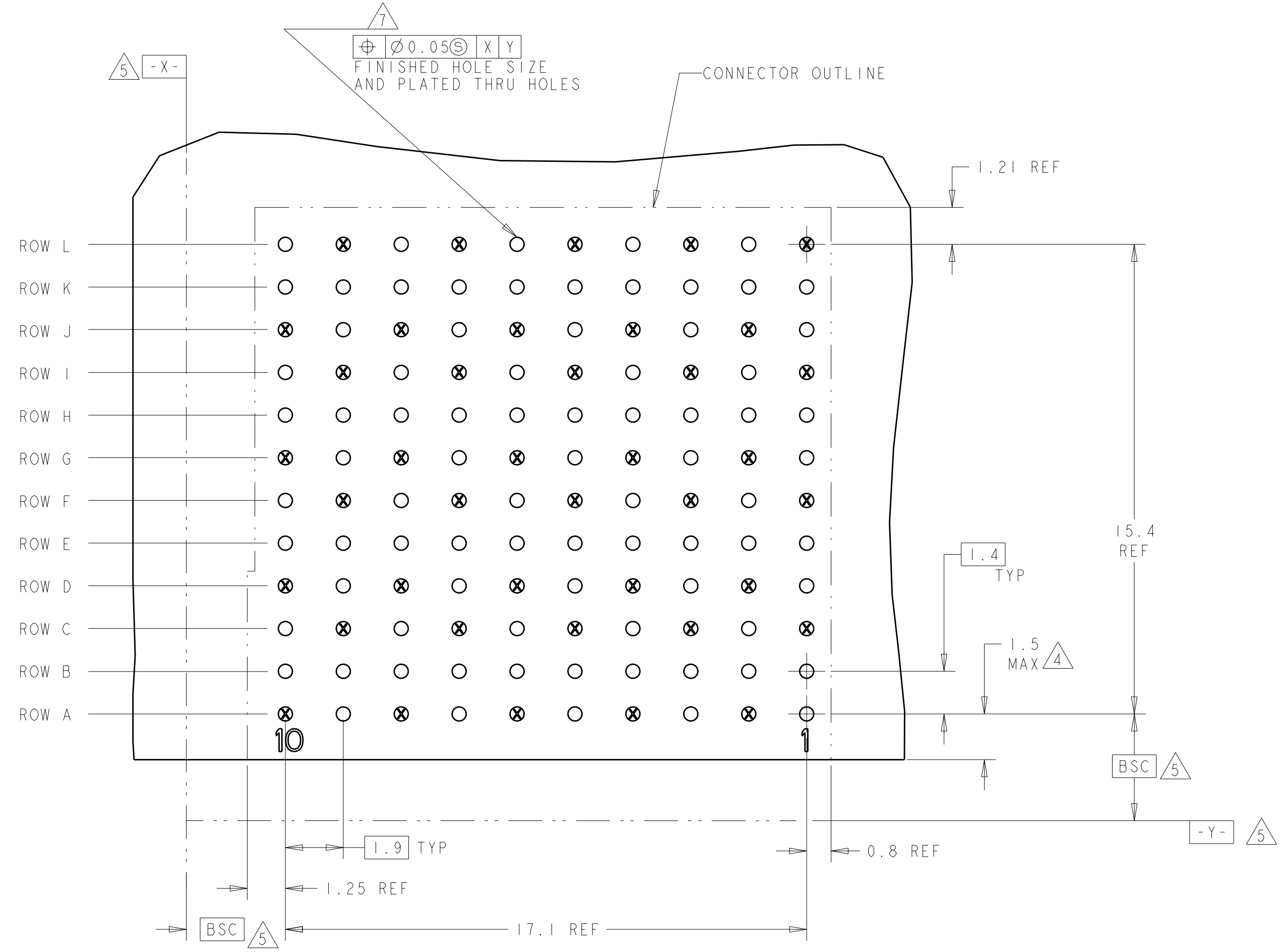
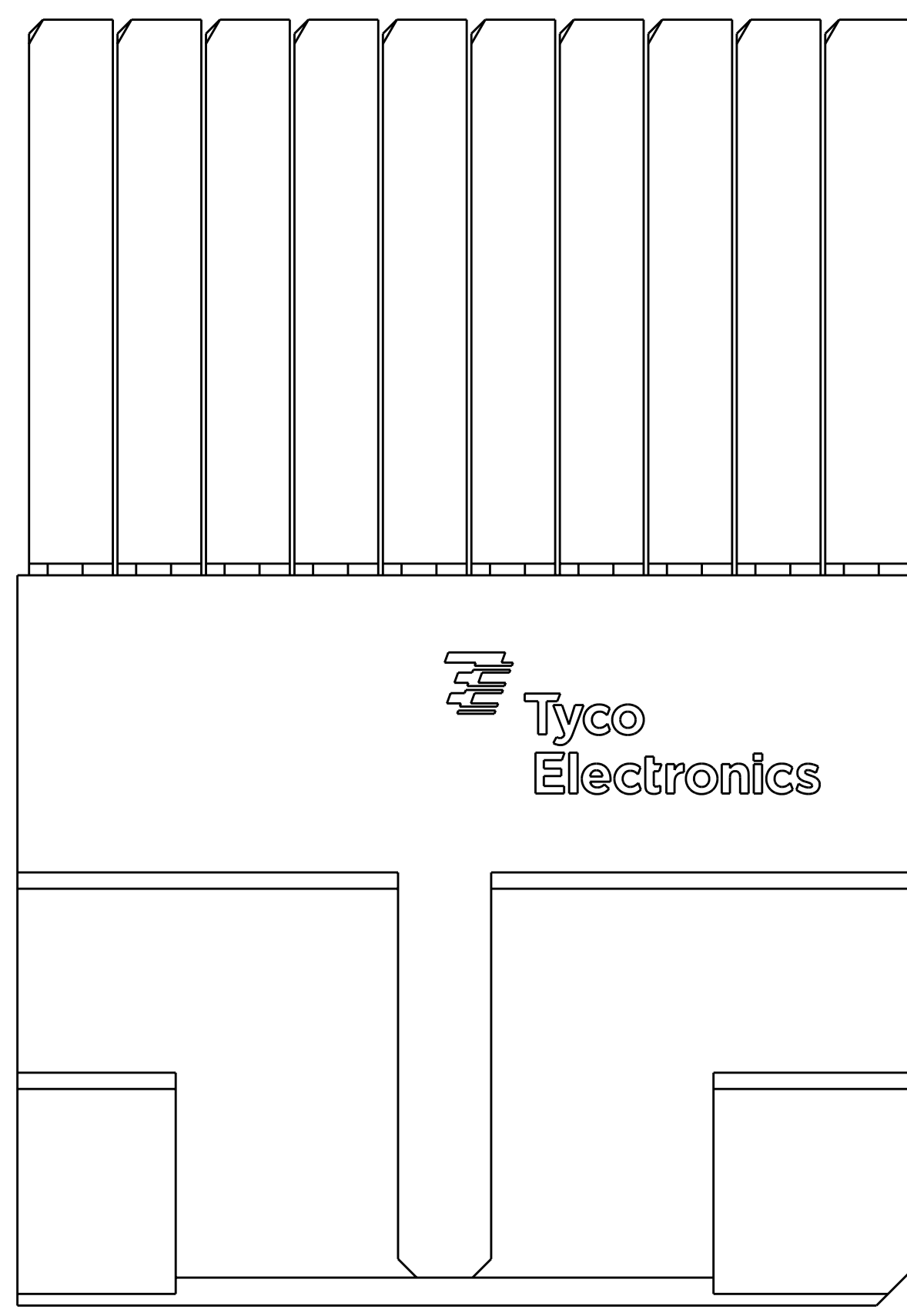


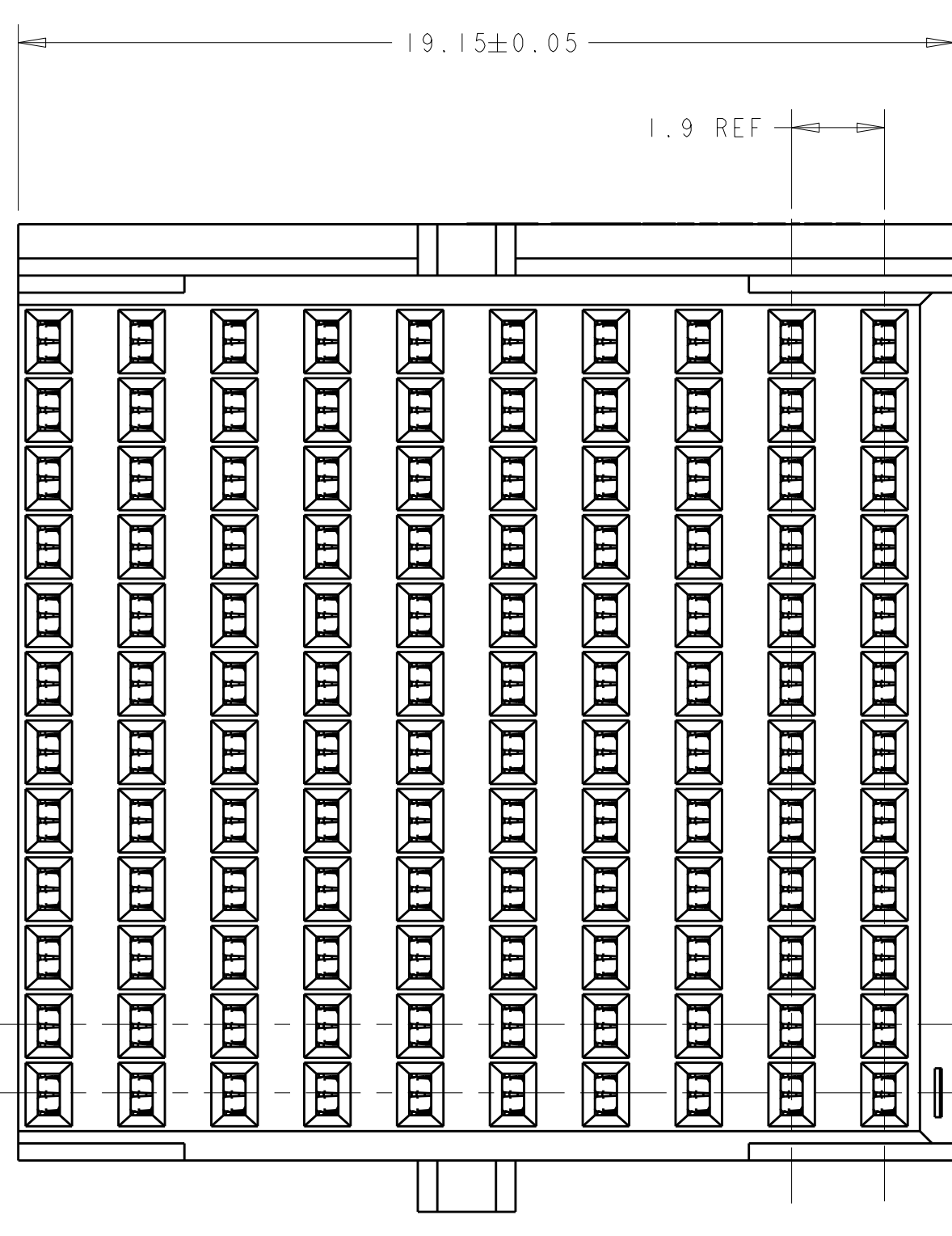
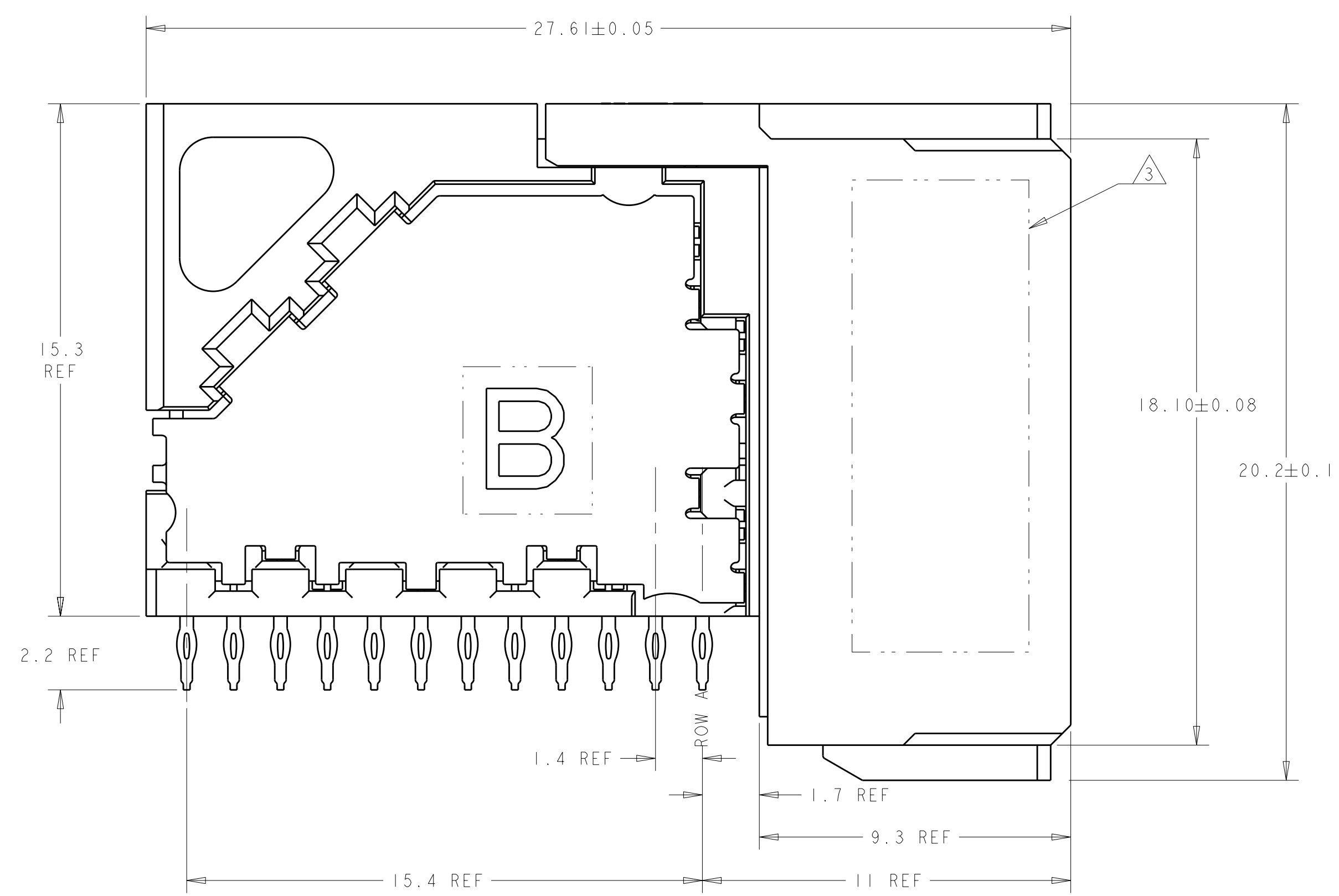
LOC	DIST	REVISIONS			
AD	00	REV	DATE	BY	APPD
		A	RELEASED	27AUG2007	BC RP
		B	REVISED PER ECO-09-008400	04MAY2009	AEG DD



○ = SIGNAL
 ⊗ = GROUND
 RECOMMENDED PC BOARD LAYOUT
 DAUGHTER BOARD
 COMPONENT SIDE SHOWN
 SCALE 8:1



- 1 MATERIAL:
CONTACT AND SHIELD - PHOS BRONZE
HOUSING AND CHICKLET - LCP, UL 94V-0, COLOR - BLACK
- 2 FINISH:
CONTACT: MATING AREA - 0.76µm MIN GOLD OVER 1.27µm MIN NICKEL
COMPLIANT PIN AREA - 0.5µm MIN MATTE TIN OVER 1.27µm MIN NICKEL
SHIELD: 1.27µm MIN NICKEL
- 3 CONNECTOR MARKED ON EITHER SIDE OF HOUSING WITH PART NUMBER,
DATE CODE AND STANDARD IN APPROXIMATE AREA SHOWN.
- 4 DIMENSION APPLIES TO CENTERLINE OF THRU HOLE.
- 5 DATUMS AND BASIC DIMENSIONS ESTABLISHED BY CUSTOMER.
- 6 CONTACT AREA LUBRICATED WITH BELLCORE APPROVED LUBRICANT.
TECHNICAL REFERENCE: GR-1217-CORE, ISSUE 1, NOVEMBER 1995.
- 7 REFERENCE APPLICATION SPEC 114-13202 FOR RECOMMENDED PLATED
THRU HOLE DIAMETER AND PLATING THICKNESSES.
- 8 THE GROUNDS IN EACH COLUMN ARE COMMONED.



1934224-1
 PART NUMBER

DIMENSIONS: mm 		TOLERANCES UNLESS OTHERWISE SPECIFIED: 9 PLC ± 1 PLC ± 2 PLC ± 3 PLC ± 4 PLC ± ANGLES ±		DWN S. J. MAGARO 31JAN2006 CHK W. DAVIS 31JAN2006 APVD R. PATTERSON 27AUG2007 NAME PRODUCT SPEC APPLICATION SPEC SIZE CAGE CODE DRAWING NO RESTRICTED TO	
MATERIAL FINISH		WEIGHT CUSTOMER DRAWING		Tyco Electronics Corporation Harrisburg, PA 17105-3608 RECEPTACLE ASSEMBLY, 4 PAIR, 10 COLUMN A11 00779 C=1934224 SCALE 8:1 SHEET 1 OF 1 REV B	