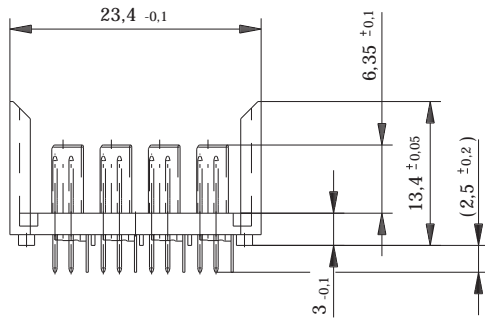
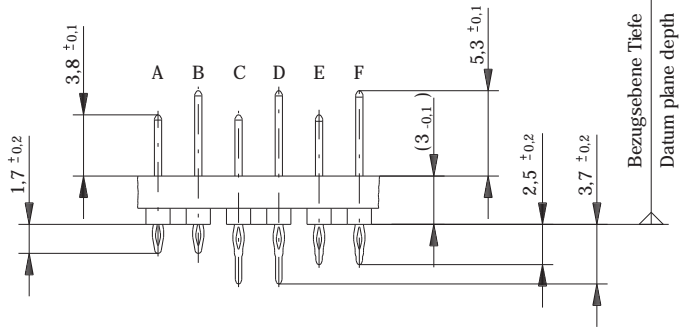


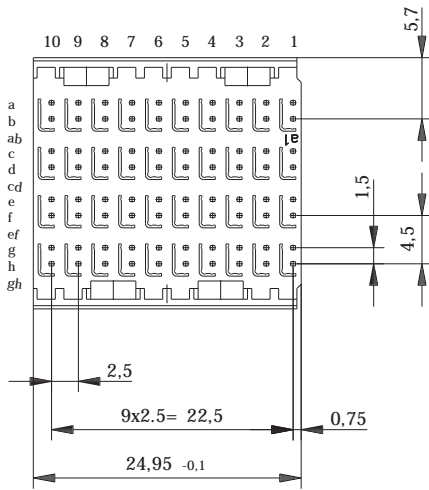
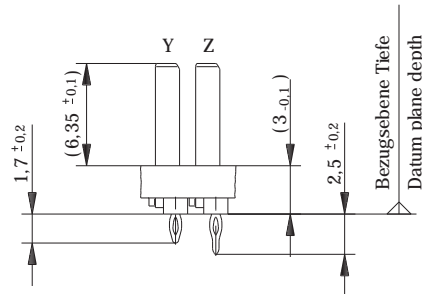
EE-Zone für durchkontaktierte Löcher $\phi 0.6 \pm 0.05$
 compliant zone for through hole $\phi 0.6 \pm 0.05$



Kontaktversionen, Messerkontakte
 Contact Selection Options, Male Contacts



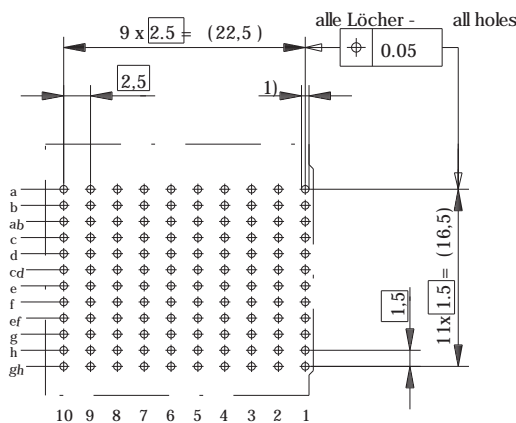

Kontaktversionen, Schirmmesser
 Contact Selection Options, Shielding Contacts



Lochbild für Leiterplatte
 (Bestückungsplan)

Board hole pattern
 (Component mounting side)

Bestückungsplan - contact layout



- 1) $\phi 0.6 \pm 0.05$ Durchmesser des metallisierten Loches
- $\phi 0.6 \pm 0.05$ Diameter of finished plated-through hole
- $\phi 0.7 \pm 0.02$ Bohrungsdurchmesser des Loches
- $\phi 0.7 \pm 0.02$ Diameter of drilled hole

Schichtaufbau im metallisierten Loch
 siehe Zeichnung 114406

Metal plating of plated-through hole
 see drawing 114406

Information: F + Z siehe Bestückungsplan see contact layout	Tolerances		Scale	2:1
			Angaben zu entsprechender Ident-Nr. siehe Fertigungsunterlagen For further information about I.D. number see manufacturing document.	
All rights reserved. Only for information. To insure that this is the latest version of this drawing, please contact one of the ERNI companies before using.	Subject to modification without prior notice. Drawing will not be updated.		Designation	
			ERmetZD Messerleiste 4-10 ERmetZD Male Connector 4-10	
Index	Date	www.ERNI.com	194567	K
V:00037851.SZN		ERMZ		D

Consider protection memos from DIN 34