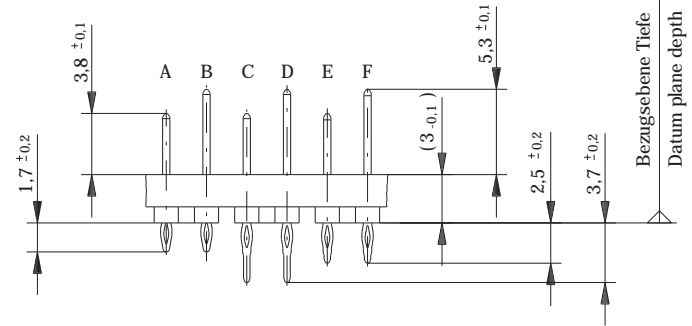
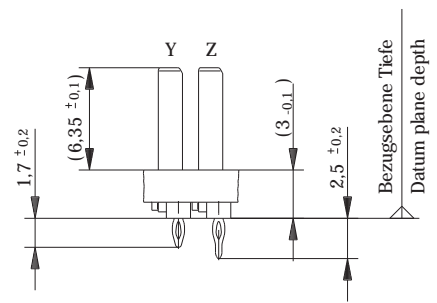


Kontaktversionen, Messerkontakte
Contact Selection Options, Male Contacts



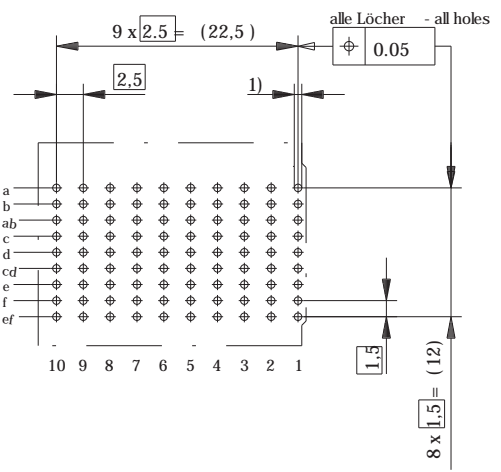
Kontaktversionen, Schirmmesser
Contact Selection Options, Shielding Contacts



Bestückungsplan - contact layout

| | | | | | | | | | | | |
|----|----|---|---|---|---|---|---|---|---|---|---|
| | | | | | | | | | | | |
| a | B | B | B | B | B | B | B | B | B | B | B |
| b | B | B | B | B | B | B | B | B | B | B | B |
| ab | Y | Y | Y | Y | Y | Y | Y | Y | Y | Y | Y |
| c | B | B | B | B | B | B | B | B | B | B | B |
| d | B | B | B | B | B | B | B | B | B | B | B |
| cd | Y | Y | Y | Y | Y | Y | Y | Y | Y | Y | Y |
| e | B | B | B | B | B | B | B | B | B | B | B |
| f | B | B | B | B | B | B | B | B | B | B | B |
| ef | Y | Y | Y | Y | Y | Y | Y | Y | Y | Y | Y |
| | 10 | 9 | 8 | 7 | 6 | 5 | 4 | 3 | 2 | 1 | |

Lochbild für Leiterplatte Board hole pattern (Bestückungsseite) (Component mounting side)



- 1) $\varnothing 0.6 \pm 0.05$ Durchmesser des metallisierten Loches
 $\varnothing 0.6 \pm 0.05$ Diameter of finished plated-through hole
- $\varnothing 0.7 \pm 0.02$ Bohrungsdurchmesser des Loches
 $\varnothing 0.7 \pm 0.02$ Diameter of drilled hole

Schichtaufbau im metallisierten Loch
siehe Zeichnung 114406

Metal plating of plated-through hole
see drawing 114406

| | | | |
|---|--|---|-----------|
| Information: B + Y siehe Bestückungsplan / see contact layout Anforderungsstufe 2 / class 2 | Tolerances | | Scale 2:1 |
| | All Dimensions in mm | | |
| All rights reserved. Only for information. To insure that this is the latest version of this drawing, please contact one of the ERNI companies before using. | Subject to modification without prior notice. Drawing will not be updated. | Designation ERmetZD Messerleiste 3-10 ERmetZD Male Connector 3-10 | |
| | www.ERNI.com | 973062 | |
| b | 23.03.2004 | | I |
| Index | Date | H:00039895.SZN | ERMZD |

Consider protection memo from DIN 24