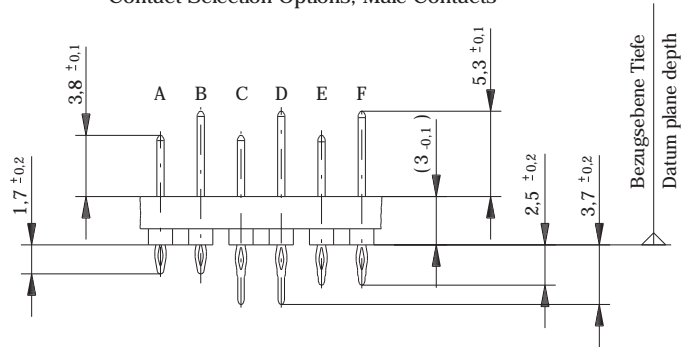
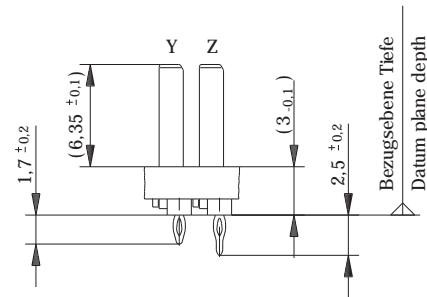


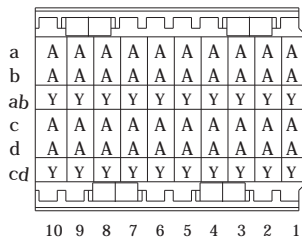
Kontaktversionen, Messerkontakte
Contact Selection Options, Male Contacts



Kontaktversionen, Schirmmesser
Contact Selection Options, Shielding Contacts

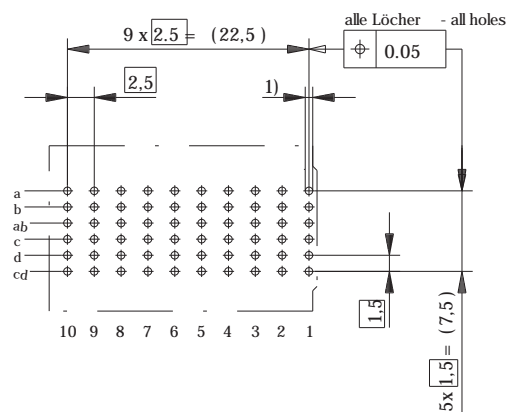


Bestückungsplan - contact layout



Lochbild für Leiterplatte
(Bestückungsseite)

Board hole pattern
(Component mounting side)



- 1) $\phi 0.6 \pm 0.05$ Durchmesser des metallisierten Loches
 $\phi 0.6 \pm 0.05$ Diameter of finished plated-through hole
 $\phi 0.7 \pm 0.02$ Bohrungsdurchmesser des Loches
 $\phi 0.7 \pm 0.02$ Diameter of drilled hole

Schichtaufbau im metallisierten Loch
siehe Zeichnung 114406

Metal plating of plated-through hole
see drawing 114406

Information: A + Y siehe Bestückungsplan / see contact layout Anforderungsstufe 2 / class 2	Tolerances All Dimensions in mm	Scale 2:1	Angaben zu entsprechender Ident-Nr. siehe Fertigungsunterlagen For further information about LD. number see manufacturing document
		Designation ERmetZD Messerleiste 2-10 ERmetZD Male Connector 2-10	
Consider protection memo from DFN 34 All rights reserved. Only for information. To insure that this is the latest version of this drawing, please contact one of the ERNI companies before using.	Subject to modification without prior notice. Drawing will not be updated.	973080	
		www.ERNI.com	I
a 22.03.2004	Date	H:00039480.SZN	
Index	ERMZD		1