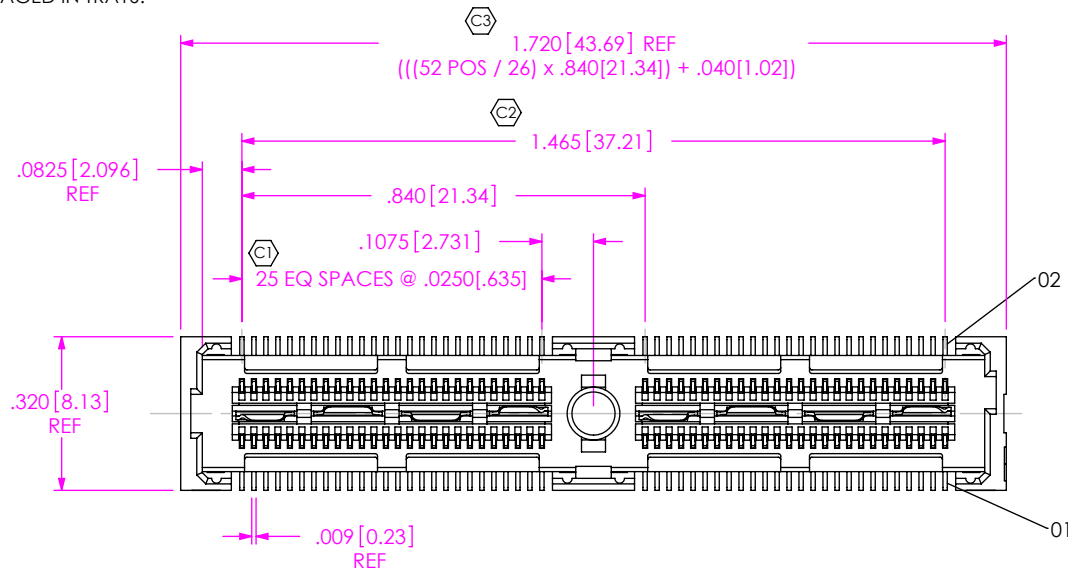
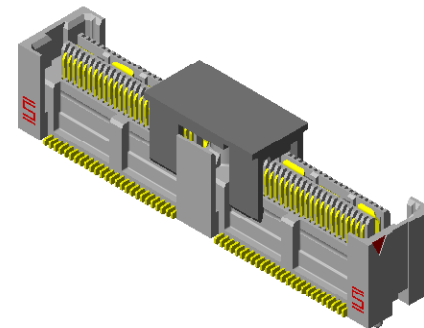


REVISION A

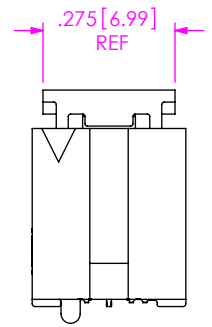
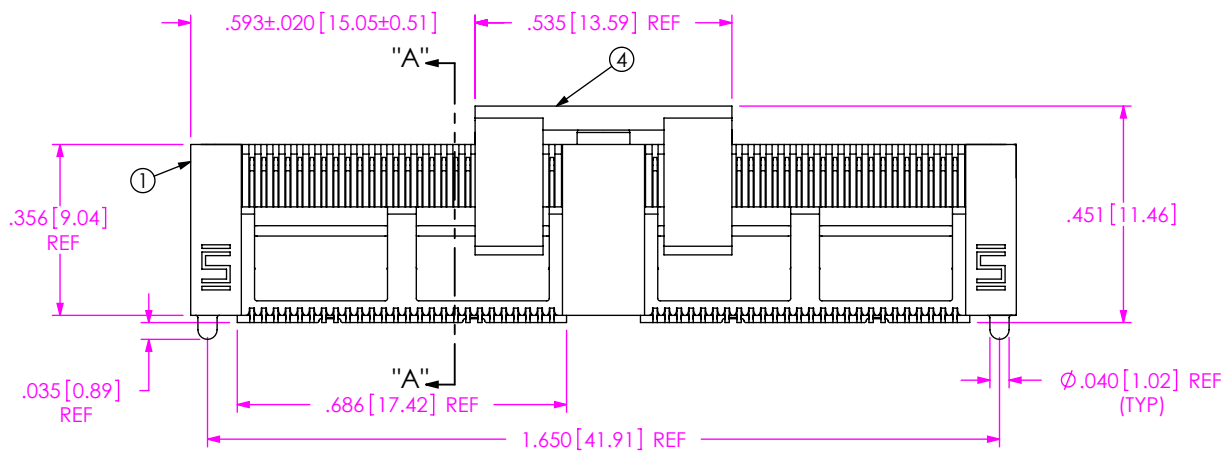
REVISION

NOTES:

1. NOT AVAILABLE AS STANDARD.
2. Ⓢ REPRESENTS A CRITICAL DIMENSION.
3. BURR ALLOWANCE: .0015[0.038] MAX.
4. MINIMUM PUSHOUT FORCE: SIGNAL: .5 LB, GROUND: 1 LB.
5. MAX VARIANCE OF .002[0.05].
6. DIMENSION APPLIES TO CONTACTS & GROUND PLANE.
7. GROUND PLANE PRESS HEIGHT MUST BE .003[0.08] LESS THAN THE MAX HEIGHT OR .001[0.03] GREATER THAN THE MINIMUM HEIGHT OF THE CONTACT.
8. PARTS TO BE PACKAGED IN TRAYS.



ITEM 4 NOT SHOWN FOR CLARITY



0	DF	C FAITH
2/14/2007	ECN-71509	
ISSUE FOR REVIEW.		
1	CWL	R.GIMMEL
3/21/2007	ECN-73469	
BOM ITEM #1: QFSS-26-06.25-D-02 TO QFSS-26-06.25-D-02-A		
A	MG	L. BRATCHER
1/29/2008	ECN-85521	
RELEASE FOR PRODUCTION. ADD ITEM 5 TO BOM.		

ACCEPTANCE OF DRAWING
 ACCEPTED WITH DEVIATIONS LISTED

DATE: _____
 COMPANY: _____
 CUSTOMER SIGNATURE _____
 PRINTED NAME _____
 PHONE NO: _____
 FAX No: _____

ITEM NO.	PART NUMBER	QUANTITY	MATERIAL
1	QFSS-26-06.25-D-02-A	1.0000	VECTRA E130i, COLOR: BLACK
2	C-223-06.25-S	104.00	PHOS BRONZE, 521 EXTRA SPRING TEMPER
3	T-1G28-06.25-L	2.0000	PHOS BRONZE, 510 FULL HARD TEMPER
4	PPP-51	1.0000	VECTRA E130, COLOR: BLACK
5	A TY-QFS013-052-6.25	1.0000	BLACK HIPS

UNLESS OTHERWISE SPECIFIED, DIMENSIONS ARE IN INCHES. TOLERANCES ARE:
 DECIMALS ANGLES
 .XX: ±.01[.3] 2°
 .XXX: ±.005[.13]
 .XXXX: ±.0020[.051]

PROPRIETARY NOTE
 THIS DOCUMENT CONTAINS INFORMATION CONFIDENTIAL AND PROPRIETARY TO SAMTEC, INC. AND SHALL NOT BE REPRODUCED OR TRANSFERRED TO OTHER DOCUMENTS OR DISCLOSED TO OTHERS OR USED FOR ANY PURPOSE OTHER THAN THAT WHICH IT WAS OBTAINED WITHOUT THE EXPRESSED WRITTEN CONSENT OF SAMTEC, INC.

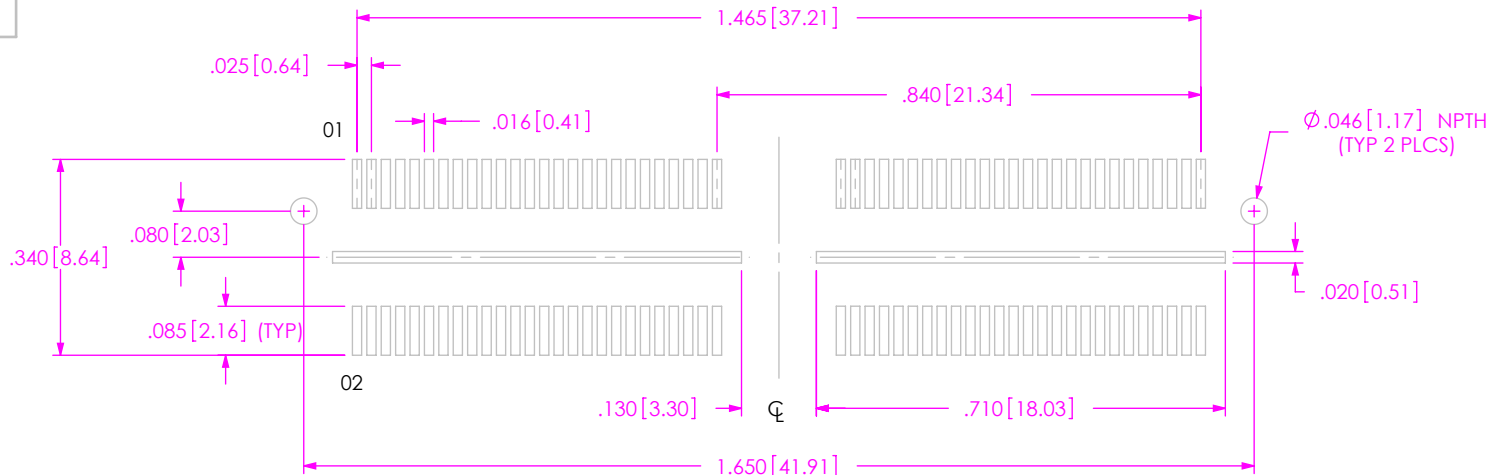


520 PARK EAST BLVD, NEW ALBANY, IN 47150
 PHONE: 812-944-6733 FAX: 812-948-5047
 e-Mail: info@SAMTEC.com code: 55322

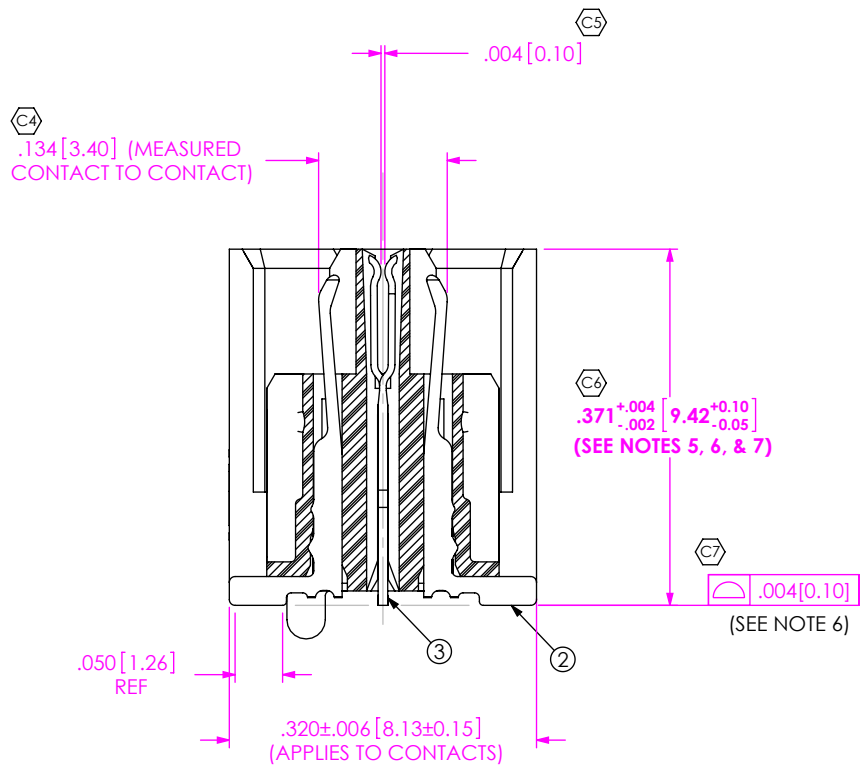
DO NOT SCALE DRAWING SHEET SCALE: 1:0.4
 PLATING:
 CONTACT AREA: .000030 GOLD OVER .000050 NICKEL
 REMAINDER: .000200 REF TIN OVER .000050 NICKEL

DESCRIPTION:	ELEVATED QFS
DWG. NO.	ASP-129646-02
BY: D FRALEY	02/14/2007 SHEET 1 OF 2

RECOMMENDED PCB LAYOUT

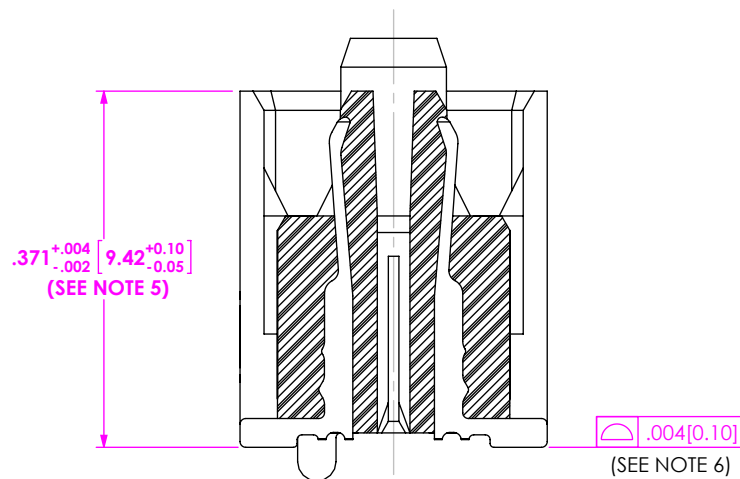


(ALL DIMENSIONS ARE SYMMETRIC ABOUT THE CENTERLINE)



SECTION "A"- "A"
ITEM 4 NOT SHOWN FOR CLARITY

IN-PROCESS



PROPRIETARY NOTE

THIS DOCUMENT CONTAINS INFORMATION CONFIDENTIAL AND PROPRIETARY TO SAMTEC, INC. AND SHALL NOT BE REPRODUCED OR TRANSFERRED TO OTHER DOCUMENTS OR DISCLOSED TO OTHERS OR USED FOR ANY PURPOSE OTHER THAN THAT WHICH IT WAS OBTAINED WITHOUT THE EXPRESSED WRITTEN CONSENT OF SAMTEC, INC.

samtec

520 PARK EAST BLVD, NEW ALBANY, IN 47150
PHONE: 812-944-6733 FAX: 812-948-5047
e-Mail: info@SAMTEC.com code: 55322

SHEET SCALE: 5:1

DESCRIPTION:

ELEVATED QFS

DWG. NO.

ASP-129646-02