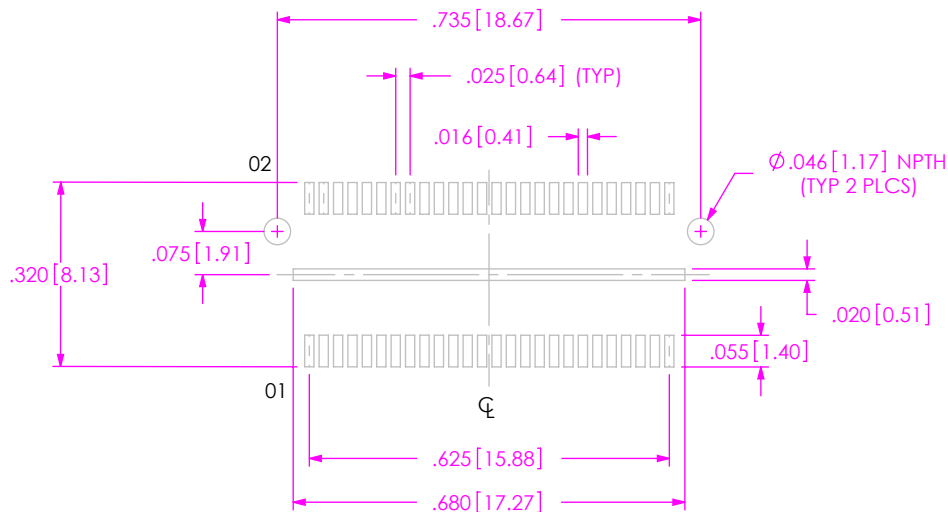
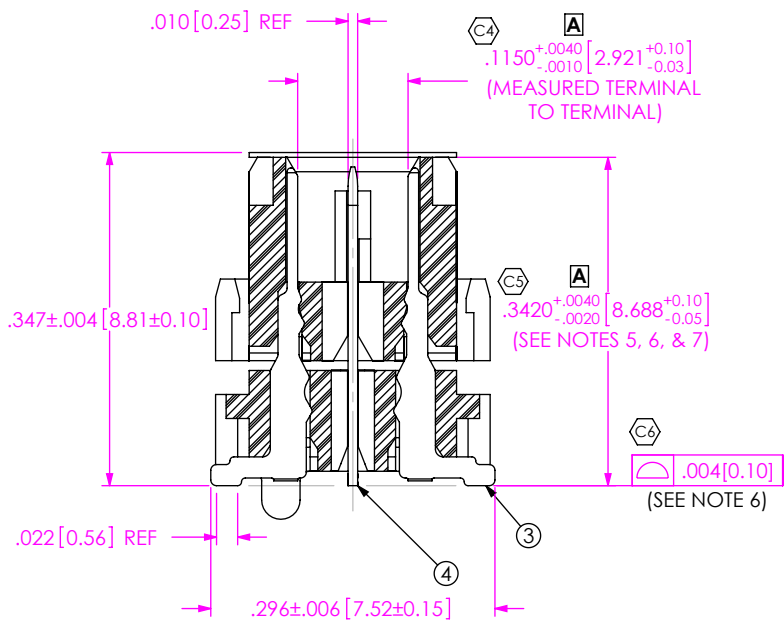




RECOMMENDED PCB LAYOUT

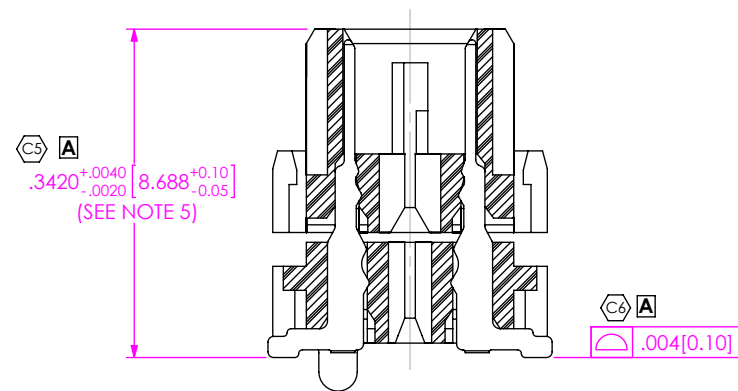


(ALL DIMENSIONS ARE SYMMETRIC ABOUT THE CENTERLINE)



SECTION "A"- "A"  
SCALE 5 : 1

IN-PROCESS



PROPRIETARY NOTE

THIS DOCUMENT CONTAINS INFORMATION CONFIDENTIAL AND PROPRIETARY TO SAMTEC, INC. AND SHALL NOT BE REPRODUCED OR TRANSFERRED TO OTHER DOCUMENTS OR DISCLOSED TO OTHERS OR USED FOR ANY PURPOSE OTHER THAN THAT WHICH IT WAS OBTAINED WITHOUT THE EXPRESSED WRITTEN CONSENT OF SAMTEC, INC.



520 PARK EAST BLVD, NEW ALBANY, IN 47150  
PHONE: 812-944-6733 FAX: 812-948-5047  
e-Mail: info@SAMTEC.com code: 55322

SHEET SCALE: 5:1

DESCRIPTION: ELEVATED QMS ASSM

DWG. NO. ASP-129637-01