

REVISION

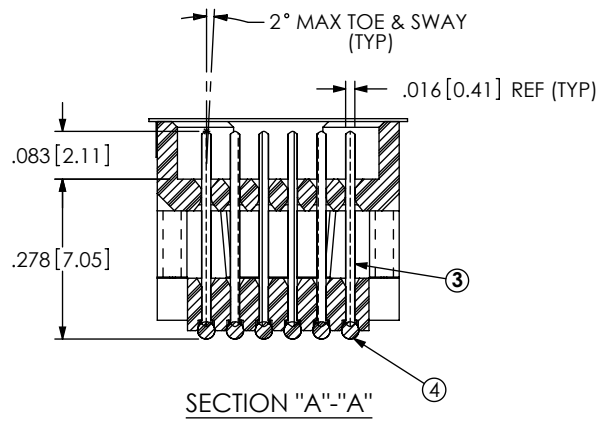
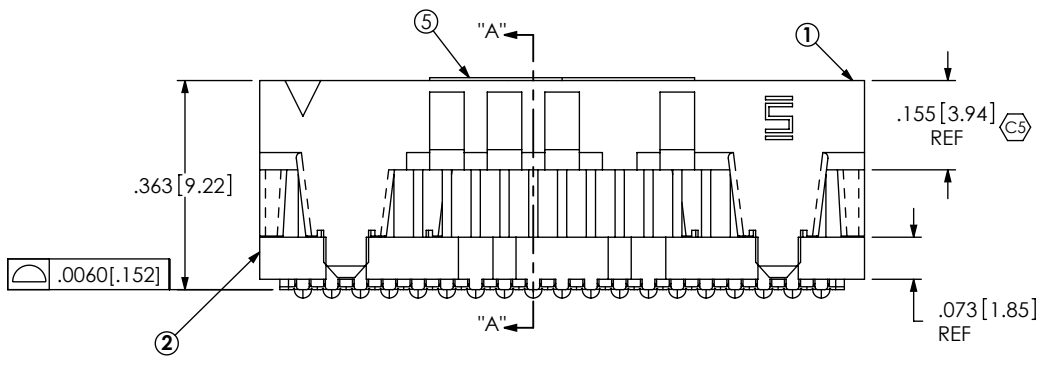
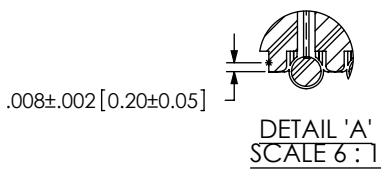
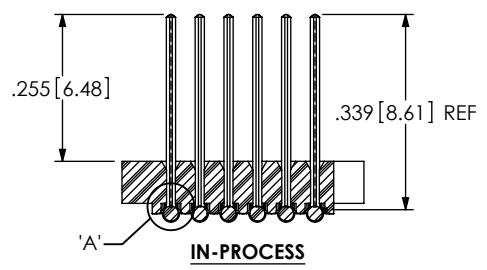
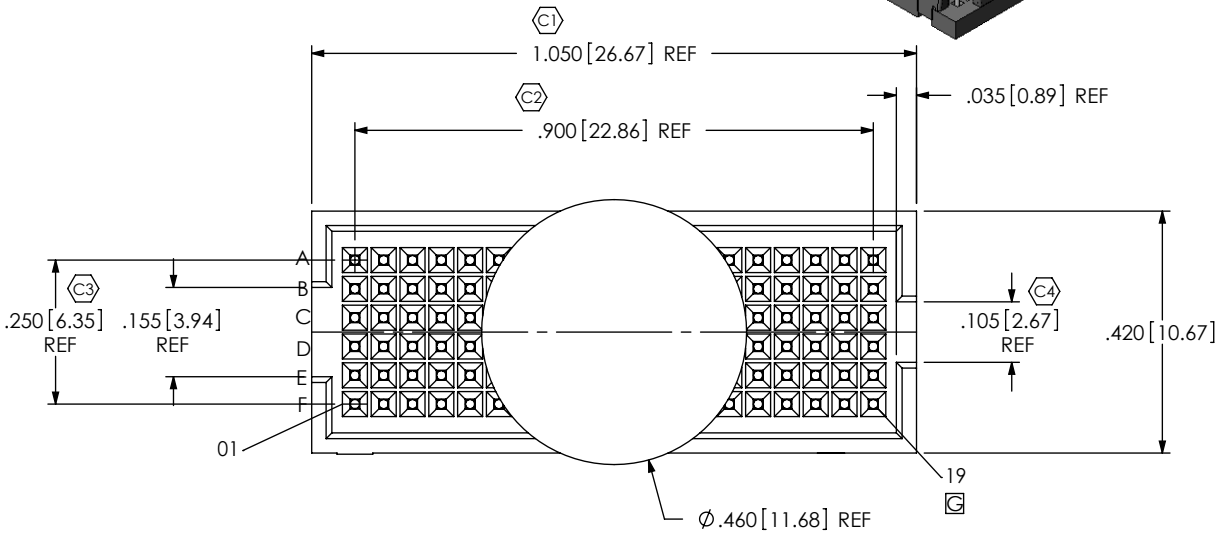
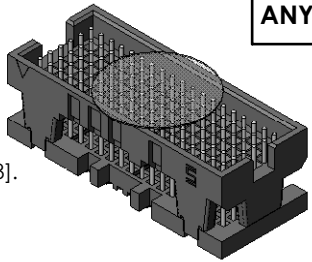
|  |    |            |
|--|----|------------|
| D  | BP | D DECKER   |
| 9/22/2006  |    | ECN-84452  |
| SHT 1, BOM: CHG QTY OF ITEM 3 FROM 150 TO 114. CHG QTY OF ITEM 4 FROM 1 TO 114.  |    |            |
| E  | JB | T LOZIER   |
| 4/1/2008   |    | ECN-88453  |
| SHEET 1: BOM: CHG POLYIMIDE FILM (KAPTON) TO POLYIMIDE FILM (KAPTON); TOP VIEW: CHG PIN 1 LOCATION TO UPPER LEFT, DEL PIN 2 LOCATION, ADD PIN 19 LOCATION, ADD ROW MARKERS "A", "B", "C", "D", "E" & "F"; SIDE VIEW: CHG NOTE "2" MAX TOW & SWAY (EITHER DIRECTION) TO "3" MAX TOW & SWAY (EITHER DIRECTION) |    |            |
| F  | JB | J Hahn     |
| 8/20/2009  |    | ECN-115597 |
| SHEET 2: ADD RECOMMENDED STENCIL LAYOUT  |    |            |
| G  | TW | J Hahn     |
| 9/29/2009  |    | ECN-117549 |
| SHT 1, TOP VIEW: CHG POS 1 CALLOUT FROM TOP LEFT TO BOTTOM LEFT & POS 19 FROM TOP RT TO BOTTOM RT. SHT 2, RECOMMENDED PCB LAYOUT AND STENCIL LAYOUT: CHG POS 1 CALLOUT FROM TOP LEFT TO BOTTOM LEFT & POS 19 FROM TOP  |    |            |

ACCEPTANCE OF DRAWING  
 ACCEPTED WITH DEVIATIONS LISTED

DATE: \_\_\_\_\_  
 COMPANY: \_\_\_\_\_  
 CUSTOMER SIGNATURE: \_\_\_\_\_  
 PRINTED NAME: \_\_\_\_\_  
 PHONE No: \_\_\_\_\_  
 FAX No: \_\_\_\_\_

- NOTES:
- ITEMS -1, -2, & -3 NOT AVAILABLE AS STANDARD.
  - ⊙ REPRESENTS A CRITICAL DIMENSION.
  - BURR ALLOWANCE: .0015[.038] MAX.
  - MAXIMUM CUT FLASH: .010.
  - MINIMUM PUSHOUT FORCE: .5 LB.
  - MAXIMUM ALLOWABLE BOW; TOP/BOTTOM: .004, SIDE/SIDE: .003[.08].
  - PARTS TO BE PACKAGED IN TAPE & REEL.

ANY REV. MADE TO THIS PRINT MUST HAVE AN UPDATED MKTG. PRINT



| ITEM NO. | PART NUMBER       | QUANTITY | MATERIAL                                    |
|----------|-------------------|----------|---|
| 1        | ASP-103598-01-B   | 1.0000   | VECTRA E130i, COLOR: BLACK, UL RATING 94V-0 |
| 2        | ASP-103599-01-B   | 1.0000   | VECTRA E130i, COLOR: BLACK                  |
| 3        | ASP-104554-02-P-H | 114.00   | BRASS ALLOY 260, 3/4 HARD                   |
| 4        | SBD-030-6337      | 114.00   | 63% TIN /37% LEAD                           |
| 5        | K-850-650         | 1.0000   | POLYIMIDE FILM                              |
| 6        | CT-ASP1134MS      | .0057    | CONDUCTIVE POLYMER                          |

UNLESS OTHERWISE SPECIFIED, DIMENSIONS ARE IN INCHES. TOLERANCES ARE:  
 DECIMALS ANGLES  
 .XX: ±.01 2°  
 .XXX: ±.005  
 .XXXX: ±.0020

PROPRIETARY NOTE  
 THIS DOCUMENT CONTAINS INFORMATION CONFIDENTIAL AND PROPRIETARY TO SAMTEC, INC. AND SHALL NOT BE REPRODUCED OR TRANSFERRED TO OTHER DOCUMENTS OR DISCLOSED TO OTHERS OR USED FOR ANY PURPOSE OTHER THAN THAT WHICH IT WAS OBTAINED WITHOUT THE EXPRESSED WRITTEN CONSENT OF SAMTEC, INC.

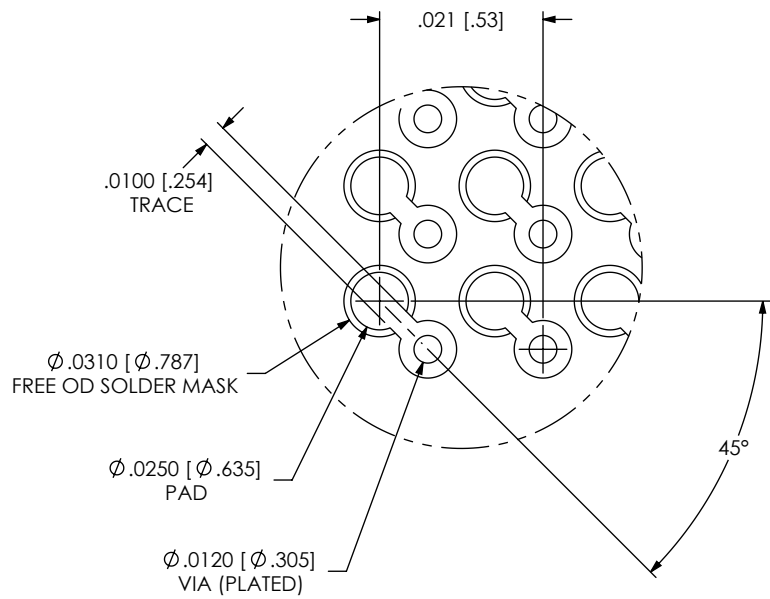


520 PARK EAST BLVD, NEW ALBANY, IN 47150  
 PHONE: 812-944-6733 FAX: 812-948-5047  
 e-Mail: info@SAMTEC.com code: 55322

DO NOT SCALE DRAWING SHEET SCALE: 1:10.3333 DESCRIPTION:  
 FLEX, Y, Z, .050 TERMINAL ASSEMBLY  
 PLATING:  
 CONTACT AREA: .000030 GOLD OVER .000050 NICKEL  
 REMAINDER: .000003 GOLD OVER .000050 NICKEL

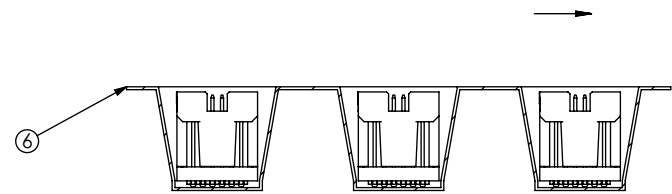
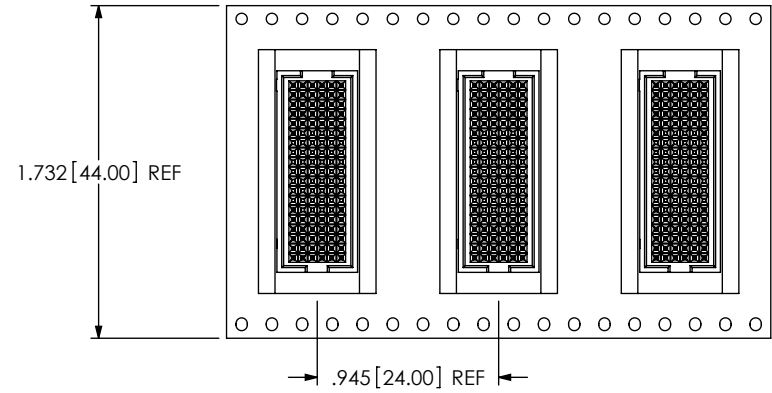
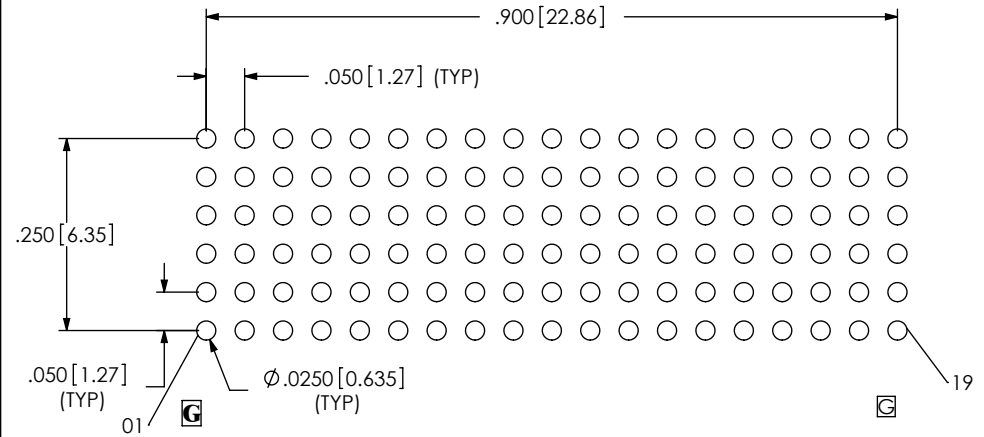
|          |                                |
|----------|--------------------------------|
| DWG. NO. | ASP-103614-01                  |
| BY:      | CLAY W 10/18/2002 SHEET 1 OF 2 |

RECOMMENDED BOARD LAYOUT



DETAIL 'B'

RECOMMENDED STENCIL LAYOUT  
STENCIL TO BE .0060[.152] THICK



PACKAGING VIEW

PROPRIETARY NOTE

THIS DOCUMENT CONTAINS INFORMATION CONFIDENTIAL AND PROPRIETARY TO SAMTEC, INC. AND SHALL NOT BE REPRODUCED OR TRANSFERRED TO OTHER DOCUMENTS OR DISCLOSED TO OTHERS OR USED FOR ANY PURPOSE OTHER THAN THAT WHICH IT WAS OBTAINED WITHOUT THE EXPRESSED WRITTEN CONSENT OF SAMTEC, INC.



520 PARK EAST BLVD, NEW ALBANY, IN 47150  
PHONE: 812-944-6733 FAX: 812-948-5047  
e-Mail: info@SAMTEC.com code: 55322

SHEET SCALE: 3:1

DESCRIPTION: FLEX, Y, Z, .050 TERMINAL ASSEMBLY

DWG. NO. ASP-103614-01