ASP-137972-01

REVISION		
0	DF	D FRALEY
3/24/2008	ECN-88089	
ISSUE FOR REVIEW.		
A	OZ	D Fletcher
5/13/2008	ECN-90836	
RELEASE FOR PRODUCTION.		
B	TW	D FRALEY
4/21/2009	ECN-108947	
FRONT VIEW: CHG DIM FROM 18.96 TO 18.50		

NOTES:
1. **CONTACT CONFIGURATION NOT AVAILABLE AS STANDARD.**
2. Ⓒ REPRESENTS A CRITICAL DIMENSION.
3. MAXIMUM BURR ALLOWANCE: .038 [.0015].
4. MINIMUM PUSHOUT FORCE: 2.22N [.5 LB].
5. PARTS TO BE PACKAGED IN TRAYS.

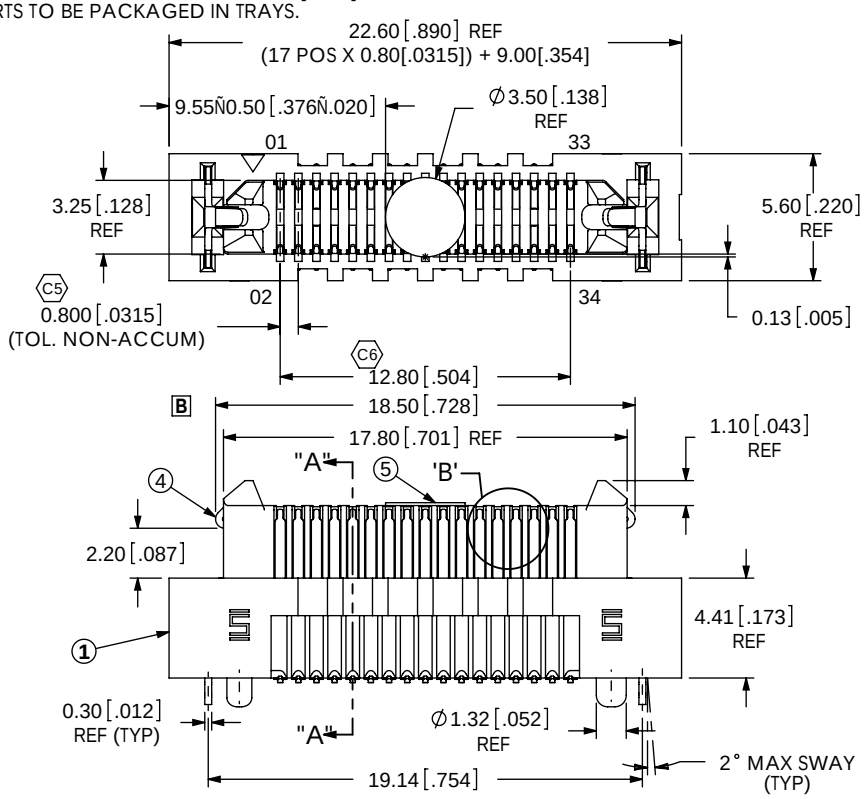

EVEN ROW

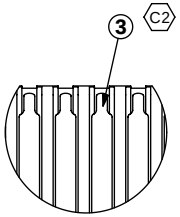

DETAIL 'B'
SCALE 6 : 1
SE SIDE

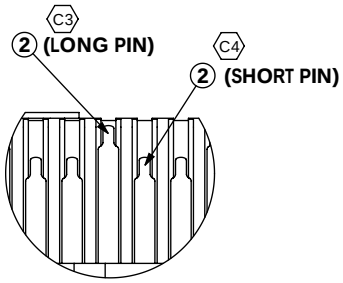

DETAIL 'D'
SCALE 6 : 1
DP SIDE

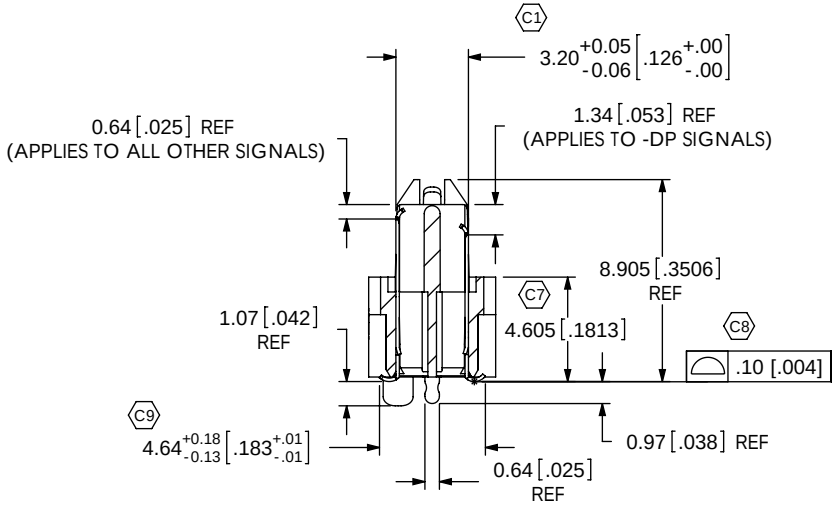

SECTION "A"-"A"

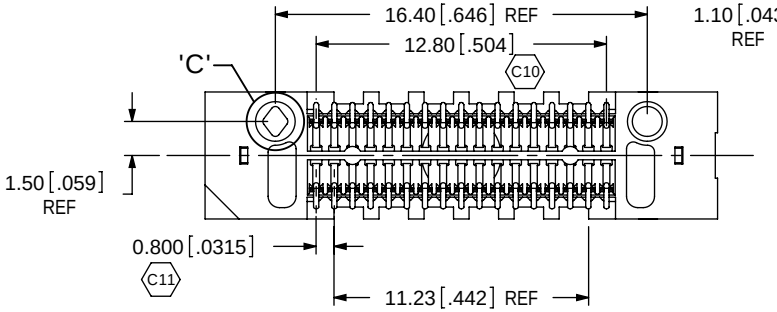

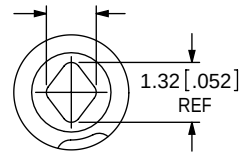

DETAIL 'C'
SCALE 6 : 1

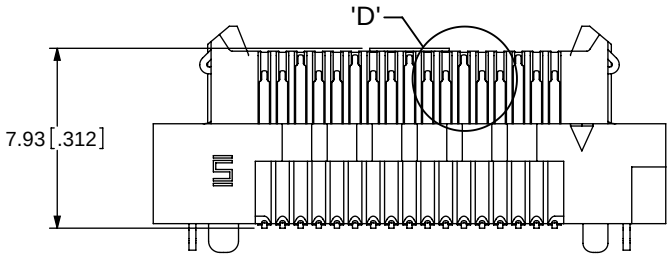

ODD ROW (DP SIDE, HOT PLUG SIDE)
(PIN ORIENTATION TO BE EXACTLY AS SHOWN)

☐ ACCEPTANCE OF DRAWING
☐ ACCEPTED WITH DEVIATIONS LISTED

DATE:
COMPANY:
CUSTOMER SIGNATURE
PRINTED NAME
PHONE No:
FAX No:

ITEM NO.	PART NUMBER	QUANTITY	MATERIAL
1	**ASP-136453-03-B**	1.0000	VECTRA E130i, COLOR: BLACK
2	T-1M48-05.0-S	17.000	PHOS BRONZE, 521 HARD TEMPER
3	T-1M37-05.0	17.000	PHOS BRONZE, 521 HARD TEMPER
4	WT-29-03-F	2.0000	BeCu #25, 1/2 HT
5	K-500-300	1.0000	POLYIMIDE FILM (KAPTON)
6	TY-ASP121	1.0000	BLACK HIPS

UNLESS OTHERWISE SPECIFIED, DIMENSIONS ARE IN INCHES.
TOLERANCES ARE:
DECIMALS .X: ±.3[.01] .XX: ±.13[.005] .XXX: ±.051[.0020]
ANGLES 2 °

PROPRIETARY NOTE
THIS DOCUMENT CONTAINS INFORMATION CONFIDENTIAL AND PROPRIETARY TO SAMTEC, INC. AND SHALL NOT BE REPRODUCED OR TRANSFERRED TO OTHER DOCUMENTS OR DISCLOSED TO OTHERS OR USED FOR ANY PURPOSE OTHER THAN THAT WHICH IT WAS OBTAINED WITHOUT THE EXPRESSED WRITTEN CONSENT OF SAMTEC, INC.

samtec
520 PARK EAST BLVD, NEW ALBANY, IN 47150
PHONE: 812-944-6733 FAX: 812-948-5047
e-Mail: info@SAMTEC.com code: 55322

DO NOT SCALE DRAWING SHEET SCALE: 1:0.333333

PLATING:
CONTACT AREA: .000030 GOLD OVER .000050 NICKEL
REMAINDER: .000200 REF TIN OVER .000050 NICKEL
LATCHES: .000003 GOLD OVER .000050 NICKEL

DESCRIPTION: MODIFIED ERM8 ASSEMBLY

DWG. NO. ASP-137972-01

F:\DWG\SW\ASP\137000\ASP-137972-01.SLDDRW

BY: David F 01/24/2008 SHEET 1 OF 2

ASP-137972-01

REVISION B

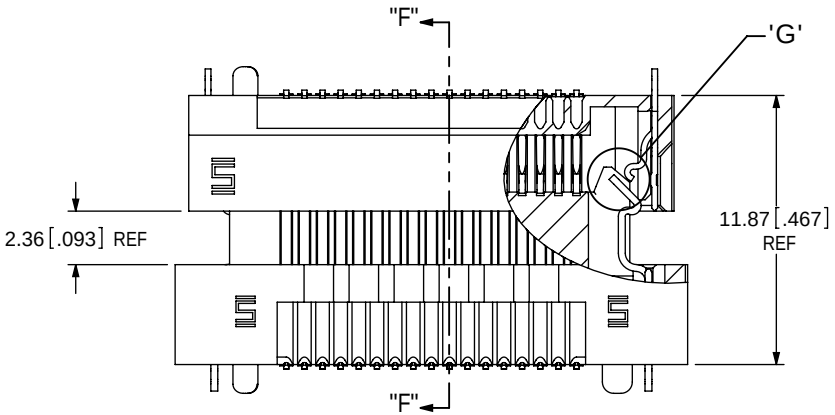

LATCH ENGAGING VIEW

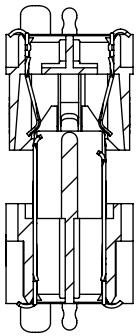

SECTION "F"-"F"

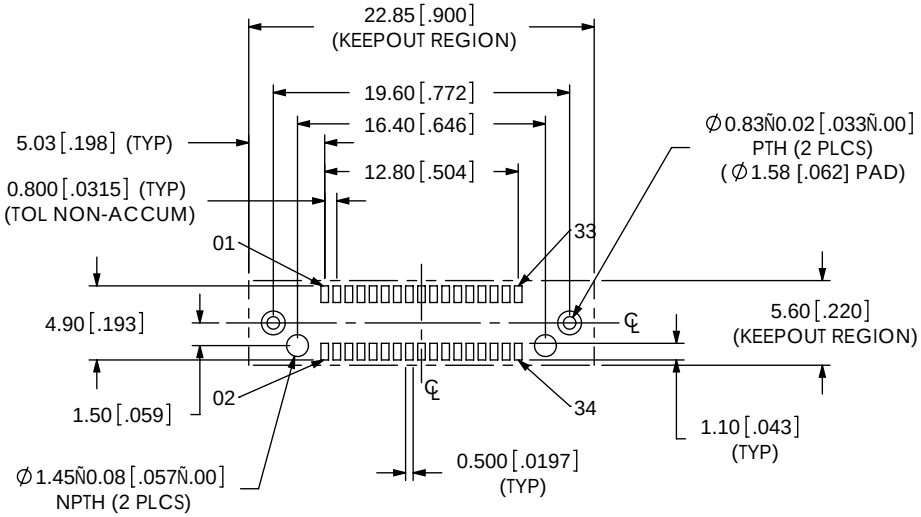

RECOMMENDED PCB LAYOUT

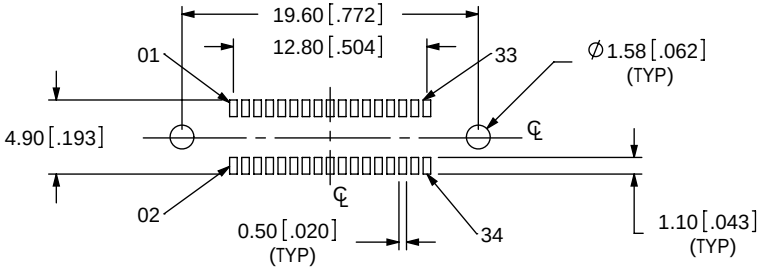

RECOMMENDED STENCIL LAYOUT

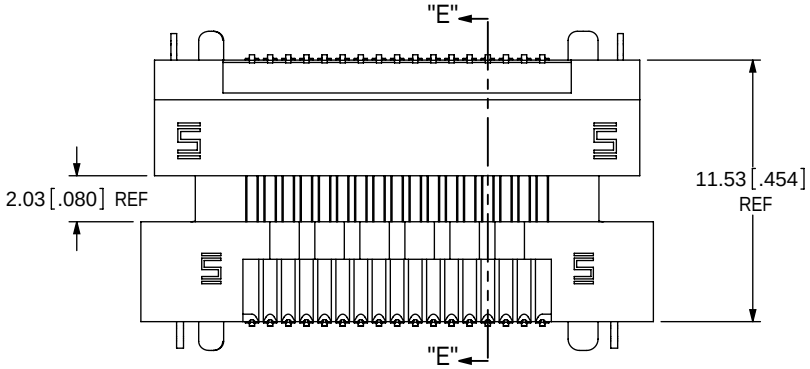

PIN ENGAGING VIEW

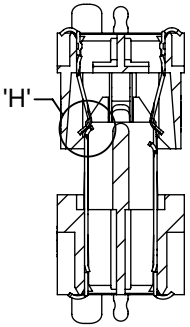

SECTION "E"-"E"

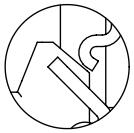

DETAIL 'G'
SCALE 6 : 1

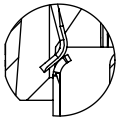

DETAIL 'H'
SCALE 6 : 1

PROPRIETARY NOTE

THIS DOCUMENT CONTAINS INFORMATION CONFIDENTIAL AND PROPRIETARY TO SAMTEC, INC. AND SHALL NOT BE REPRODUCED OR TRANSFERRED TO OTHER DOCUMENTS OR DISCLOSED TO OTHERS OR USED FOR ANY PURPOSE OTHER THAN THAT WHICH IT WAS OBTAINED WITHOUT THE EXPRESSED WRITTEN CONSENT OF SAMTEC, INC.

samtec

520 PARK EAST BLVD, NEW ALBANY, IN 47150
PHONE: 812-944-6733 FAX: 812-948-5047
e-Mail: info@SAMTEC.com code: 55322

SHEET SCALE: 3:1

DESCRIPTION: MODIFIED ERM8 ASSEMBLY

DWG. NO. ASP-137972-01

F:\DWG\SW\ASP\137000\ASP-137972-01.SLDDRW

BY: David F 01/24/2008 SHEET 2 OF 2