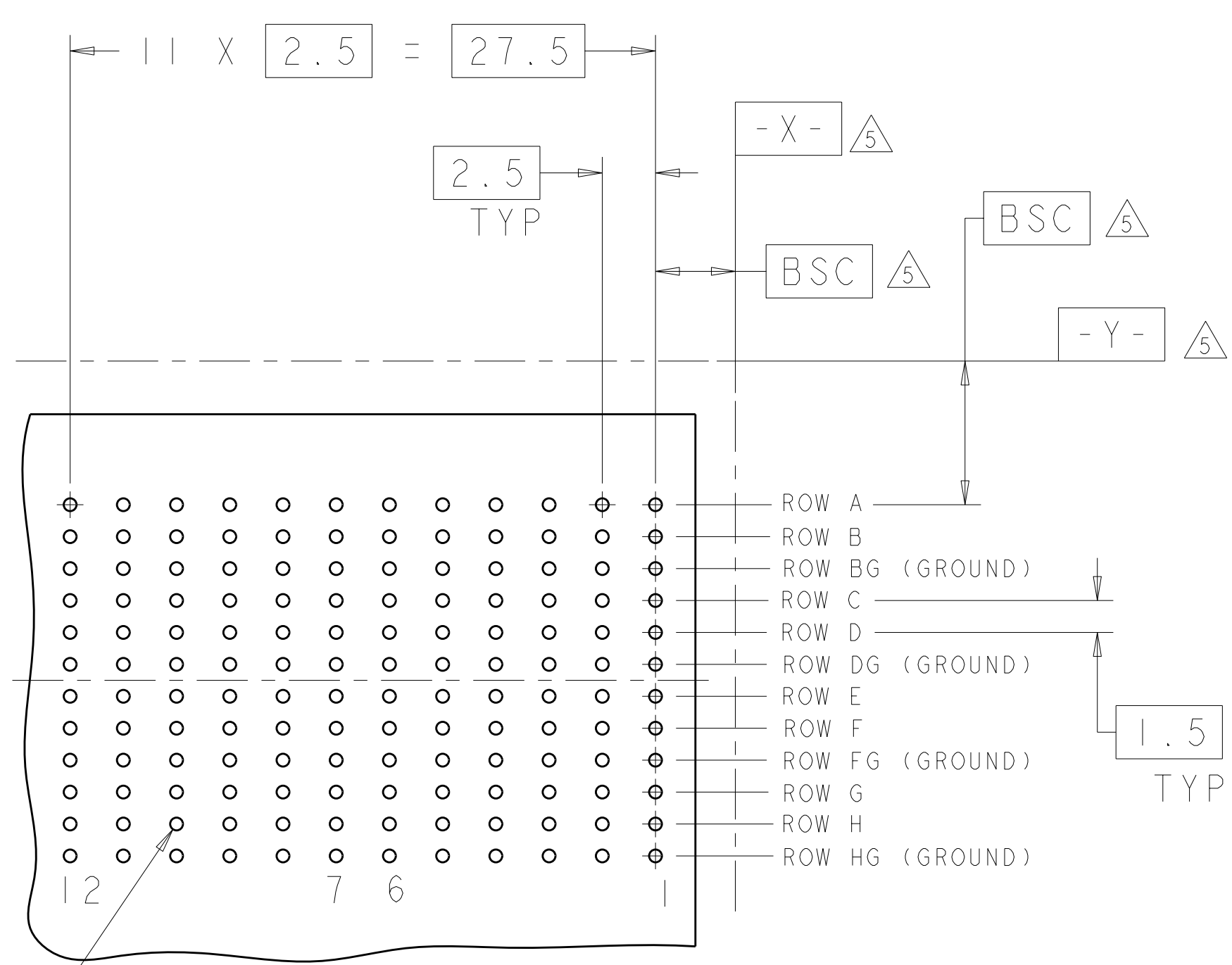
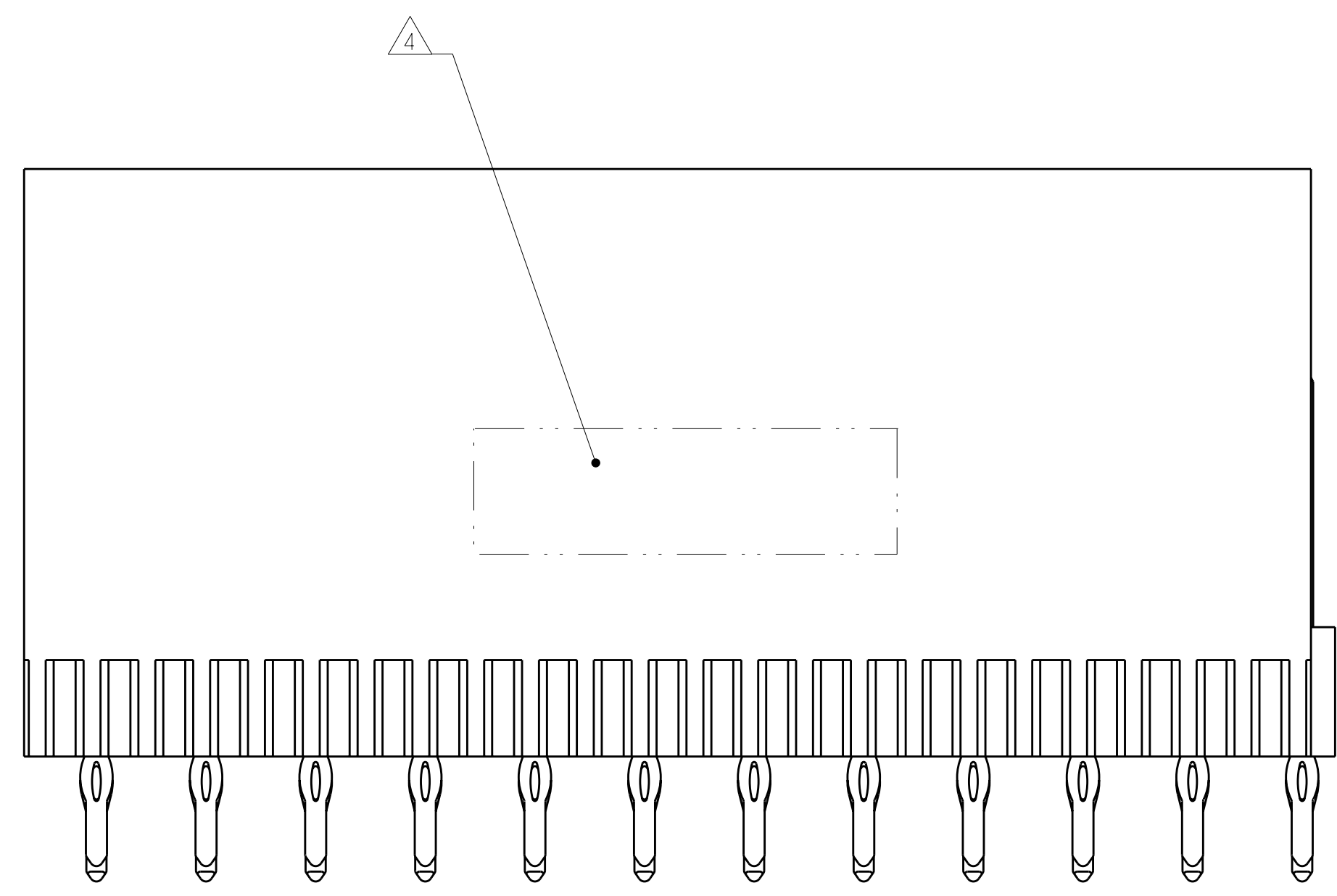
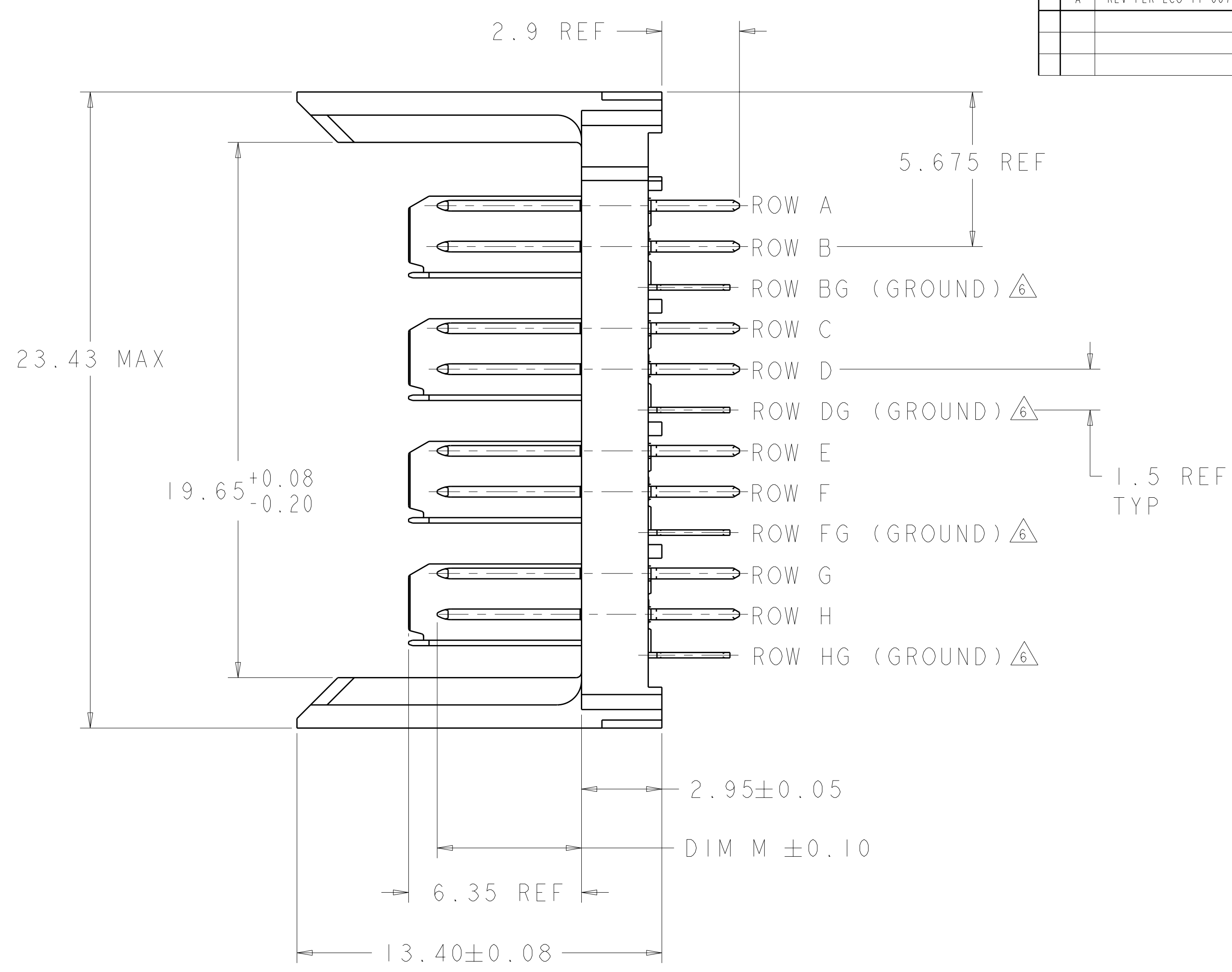
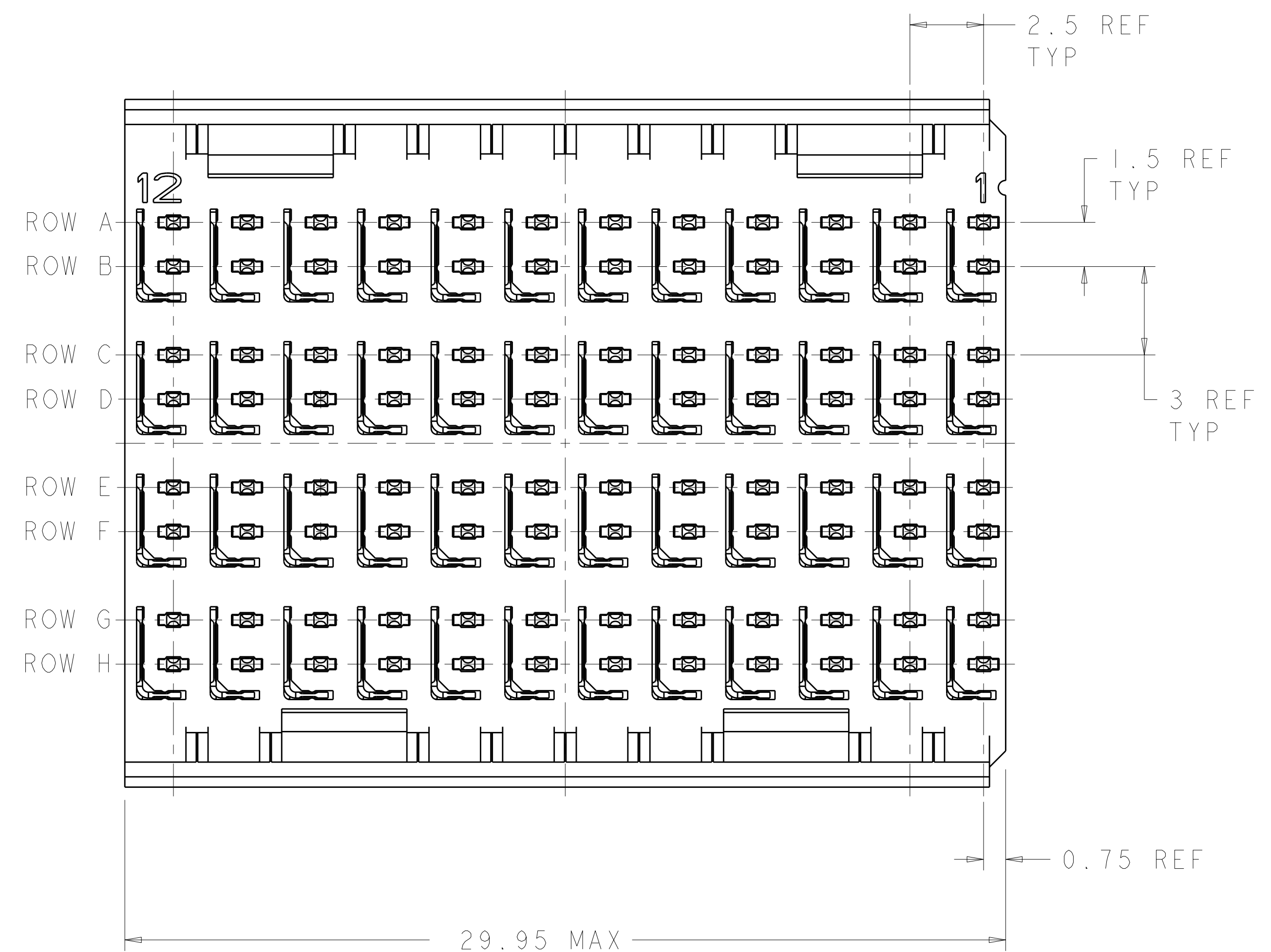


LOC		DIST		REVISIONS			
AD	00	P	LTR	DESCRIPTION	DATE	DWN	APVD
		A		REV PER ECO-11-007577	13APR2011	RKC	JE



- △ REFERENCE APPLICATION SPEC 114-13059 FOR RECOMMENDED PLATED THRU HOLE DIAMETER AND PLATING THICKNESSES.
- ② MATERIAL:
CONTACT AND SHIELD - PHOSPHOR BRONZE
HOUSING - GLASS FILLED POLYESTER, UL 94V-0.
- ③ FINISH: SIGNAL AND GROUND CONTACTS:
MATING AREA: MEETS THE PERFORMANCE REQUIREMENTS OF PRODUCT SPECIFICATION 108-2055; BASED ON TELCORDIA GR-1217-CORE, APPLICATIONS IN UNCONTROLLED ENVIRONMENTS
COMPLIANT PIN AREA: 0.5 μm MIN MATTE TIN OVER BASE PLATING
- ④ CONNECTOR MARKED WITH PART NUMBER AND DATE CODE.
- ⑤ DATUMS AND BASIC DIMENSIONS ESTABLISHED BY CUSTOMER.
- ⑥ THE FOUR GROUNDS IN EACH COLUMN ARE COMMONED.
- 7. CONTACT AREA LUBRICATED WITH BELLCORE APPROVED LUBRICANT, TECHNICAL REFERENCE: GR-1217-CORE, ISSUE 1, NOVEMBER 1995.

⊕ ∅0.05Ⓢ X Y
 ALL PLATED THRU HOLES

RECOMMENDED PC BOARD LAYOUT, BACKPLANE, COMPONENT SIDE SHOWN
 SCALE 4:1

3.80	6469287-2
5.30	6469287-1
DIM M	PART NUMBER

THIS DRAWING IS A CONTROLLED DOCUMENT.		DWN S. J. MAGARO 25JUL2004	TE Connectivity
DIMENSIONS: mm		CHK R. A. PATTERSON 25JUL2004	
TOLERANCES UNLESS OTHERWISE SPECIFIED:		APVD P. PATTERSON 17AUG2007	NAME
0 PLC	±	PRODUCT SPEC	HEADER ASSEMBLY, 4 PAIR, 2.5mm TAIL, 30mm HMZd
1 PLC	±	APPLICATION SPEC	
2 PLC	±	WEIGHT	
3 PLC	±	CUSTOMER DRAWING	
4 PLC	±	SCALE 8:1	
ANGLES	±	SHEET 1 OF 1	
FINISH	±	REV A	