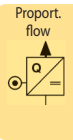
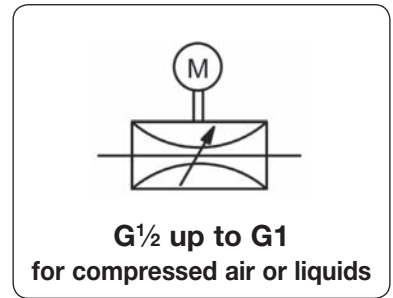


Description	Motorised proportional flow valve with low power consumption and resistance to contamination. Throttle setting by wear-resistant control drives made of oxide ceramic. Throttling occurs with drip-tight zero shut-off but no gas tightness.	
Media	compressed air, vacuum or liquids up to viscosity of 40 mm ² /s	Hysteresis ± 4%
Operation	DC, synchronous or stepping motor with standard voltage of 24 V DC or AC ±10% residual ripple and IP 54. All motors fulfil standards EN50.081-1, EN50.082-2 and 89/336/EEC.	
DC motor (15 / 24)	Motor with feedback potentiometer for servo-amplifier. Resistor 1kΩ ± 20 %, control e.g. by servo-amplifier. Only part of potentiometer range is used. Voltage for potentiometer: 12 V, max. 10 mA.	
DC motor (50 / 51)	With integrated position controller. Setpoint input using jumpers: 0...10 V, 0/4...20 mA. Input resistance: 200 kΩ at voltage signal, 500 Ω at current signal.	
Stepper motor (38)	Bipolar, by means of SAA1042A (Motorola) with drop resistance of 44 Ω per phase at a driver (full-step) operating voltage of 24 V ± 5%. 2028 steps for 90° control disc turn, 200 Hz nominal step frequency.	
Temperature range	10 °C to 90 °C / 14 °F to 194 °F	
Material	Body: brass Elastomer: NBR/Buna-N, optionally FKM or EPDM	Protection class IP 54 Control discs: oxide ceramic



Dimensions			Nominal size	K _v value	Flow rate		Supply max.	Connection thread	Order number
A	B	C	DN	(m ³ /h)	Water l/min*1	Air l/min*1	bar	G	

Proportional flow valve									DC motor type 15, with potentiometer, 120 Ncm, 24 V DC, switching time 10...14 s*2	P9
55	147	13	15	1.1	0...20	0...1000	10	G1/2	P922-15	
55	147	13	20	3.4	0...60	0...3000	6	G1/2	P92A-15	
95	164	24	20	4.4	0...70	0...3500	6*3	G3/4	P923-15	
95	164	24	20	4.4	0...70	0...3500	6*3	G1	P924-15	

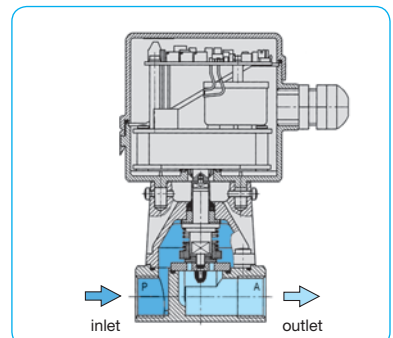
Special options, add the appropriate letter

cartridge installation instead of thread for DN 15 P925-..

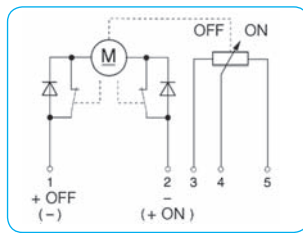


P922-15

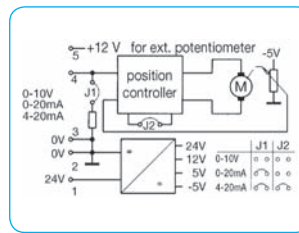
Description	Picture no.	Watt	P ₁ max./Torque	Switching time*2	
DC motor w/ potentiometer, 120 Ncm	①	1.5 W	6 bar/120 Ncm	10...14 s	P92...15
DC motor w/ potentiometer, 200 Ncm	①	2.0 W	10 bar/200 Ncm	13 s	P92...24
DC motor w/ controller	②	1.5 W	6 bar/120 Ncm	10...16 s	P92...50
DC motor w/ controller	②	2.5 W	10 bar/200 Ncm	13...16 s	P92...51
AC motor 50 Hz	③	3.0 W	6 bar/120 Ncm	10 s	P92...36
stepper motor	④	5.0 W	6 bar/120 Ncm	10 s	P92...38
FKM elastomer					P92...V
EPDM elastomer					P92...E
free of grease and oil			specifically cleaned, suitable for oxygen		P92...L



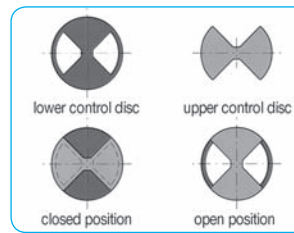
cross section



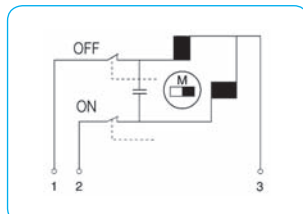
① DC motor w/ potentiometer 15/24



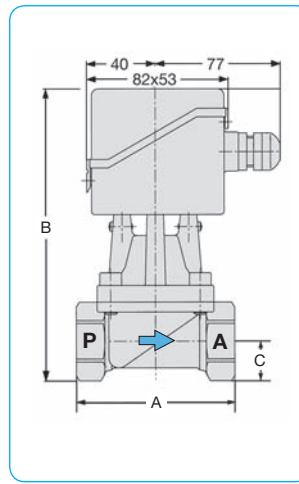
② with position controller 50 and 51



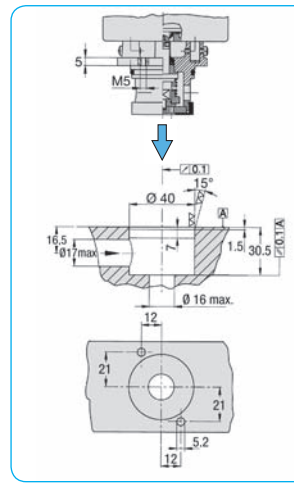
control disc



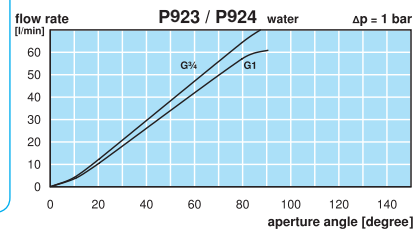
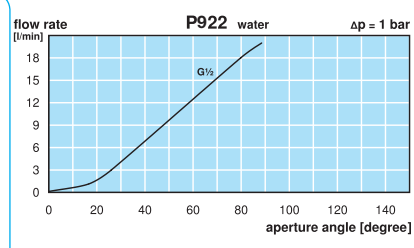
③ synchronous motor 36



P9



cartridge connection P925



*1 at 6 bar supply pressure and Δp = 1 bar

*2 subject to supply pressure

*3 10 bar at motor for 200 Ncm



Order example:
P922-15
China website: www.duray-control.cn