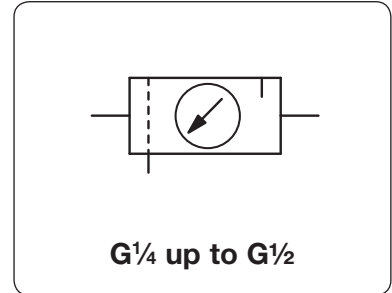


# "Midi" FRL Service Unit

C10 / C11

<b>Description</b>	FRL service unit of small design and high flow. Equipped with pressure gauge.	
<b>Media</b>	compressed air or non-corrosive gases	
<b>Supply pressure</b>	max. 11 bar for plastic bowl,	max. 17 bar for metal bowl with sight glass
<b>Adjustment</b>	by plastic knob with snap-lock at C10, by T-handle with locknut at C11	
<b>Relieving function</b>	relieving, optionally non-relieving	
<b>Gauge port</b>	G $\frac{1}{4}$ on both sides of the body, one screw plug supplied	
<b>Filter element</b>	40 $\mu$ m, optionally 5 $\mu$ m, made of polypropylene	
<b>Bowl</b>	plastic version with or without bowl guard,	metal version with sight glass, optionally without
<b>Drainage</b>	manual drain as standard for max. 21 bar,	automatic or semiautomatic drain as option for max. 12 bar
<b>Temperature range</b>	0 °C to 50 °C / 32 °F to 122 °F for plastic bowl and automatic or semiautomatic drain version 0 °C to 70 °C / 32 °F to 158 °F for metal bowl with sight glass	
<b>Material</b>	Body: zinc die-cast Elastomer: NBR/Buna-N Spring cage: glass fibre-reinforced plastic at C10, Bowl: zinc die-cast or plastic	zinc die-cast at C11 Inner valve: brass



Dimensions			Combination consisting of	Bowl design made of / with	Flow rate		Connection thread G	Order number
A	B	C			m $^3$ /h*1	l/min*1		

FRL unit, 2-part				P $_1$ : max. 17 bar, P $_2$ : 0.3...9 bar, 40 $\mu$ m, manual drain, relieving, with pressure gauge			C10	
176	235	146	B11+L606	metal/sight glass	66	1100	G $\frac{1}{4}$	C10-02BL-W
					114	1900	G $\frac{3}{8}$	C10-03BL-W
					132	2200	G $\frac{1}{2}$	C10-04BL-W

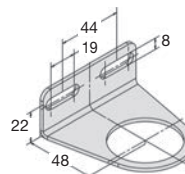
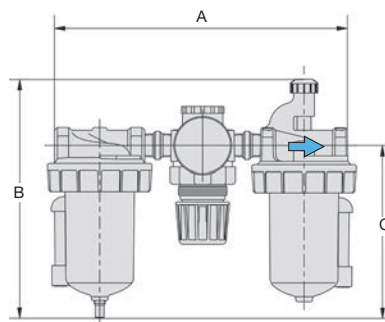
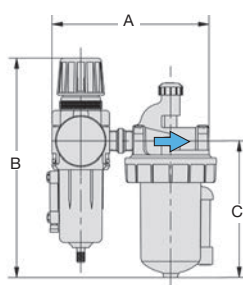
FRL unit, 3-part				P $_1$ : max. 11/17 bar, P $_2$ : 0.3...9 bar, 40 $\mu$ m, manual drain, relieving, with pressure gauge			C10	
206	185	146	F602+R10+L606	plastic	66	1100	G $\frac{1}{4}$	C10-02FRL-A
				plastic/bowl guard				C10-02FRL-B
				metal/sight glass				C10-02FRL-W
206	185	146	F602+R10+L606	plastic	102	1700	G $\frac{3}{8}$	C10-03FRL-A
				plastic/bowl guard				C10-03FRL-B
				metal/sight glass				C10-03FRL-W
206	185	146	F602+R10+L606	plastic	138	2300	G $\frac{1}{2}$	C10-04FRL-A
				plastic/bowl guard				C10-04FRL-B
				metal/sight glass				C10-04FRL-W



Special options, add the appropriate letter		
T-handle	including locknut	C11-0.....
5 $\mu$ m filter element		C10-0.....G
NPT	connection thread	C10-0.....N
0.2... 4 bar pressure range		C10-0.....B
0.5...17 bar pressure range		C10-0.....D
semiautomatic drain	RK500SY, max. 12 bar	C10-0.....M
automatic drain	SA605MD, max. 12 bar	C10-0.....R



Accessories, enclosed		
mounting bracket	made of steel	BW45-02
mounting nut	made of plastic	M45x1,5K
	made of aluminium	M45x1,5A



\*1 at 8 bar supply pressure, 6 bar outlet pressure and 1 bar pressure drop



**Order example:**  
C10-02BL-W  
China website: www.duray-control.cn