

Timer
SKR - Coupling relay with 1 Changeover
 11.25mm housing



Application

Electrical isolation of the input signal from the output signal.

Description

The **SKR Coupling relay** may be used with either 24V DC/AC or 230V AC supply. The coupling relay is used for auxiliary functions.

Function

The output relay is activated with the connection of the power supply to the terminals A1 and A2. The energized position of the output relay is indicated by the green LED. The output relay returns to its rest position as soon as the power supply is interrupted.

OPTION

Other supply voltages available upon request.

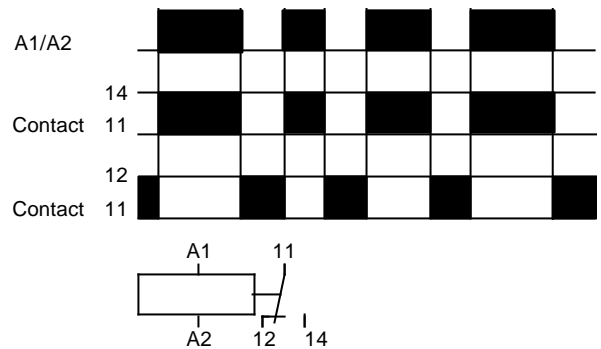
Part number

017092	SKR Coupling relay 1 Changeover	24V AC/DC
017096	SKR Coupling relay 1 Changeover	230V AC

Approvals



Function diagram



Mounting

Snap-on mounting using a standard DIN rail EN 50022. The unit is designed to allow for side-by-side mounting, with an ambient temperature of < 60°C.

Timer
SKR - Coupling relay with 1 Changeover
 11.25mm housing

Technical data

Supply

Supply voltage Part No. 017092: 24V AC/DC -15 / +10%
 Part No. 017096: 230V AC -15 / +10%

Frequency range: 0 / 50 ... 60Hz
 Power consumption: 0,3W at 24V/DC
 0,6VA at 24V/AC
 6VA at 230V/AC
 Operating mode: continuous

Operation indicators

Supply voltage: LED, green
 Relay in working position: LED, red

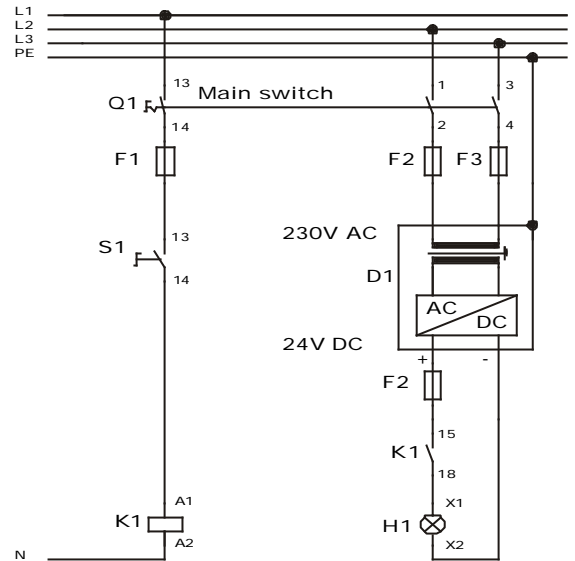
Contact

Number of changeovers: 1
 Contact material: AgSnO₂
 Maximum switching voltage: 250V AC
 Maximum switching current: 4A
 Drop-off time of switching element: approx. 20ms
 Mechanical life: 30 Mio.
 Electrical life (with rated load): 0.8 Mio.

General data

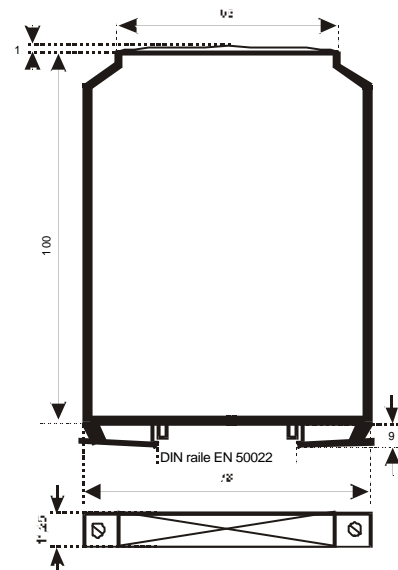
Ambient temperature: - 25 ... + 60°C
 Climate influence: VDE 0435T.2021
 Mounting position: any
 Vibration resistance: VDE 0435T.2021
 Test voltage: 2.5kV
 Isolation group: VDE 0110 Group C 250
 Protection class: Terminals IP 20
 Housing IP 40
 Connection terminals: Crosshead screws;
 M3.5 self-opening
 Connection cross section: Multi-strand wire with wire sleeves 2 x 2.5mm²
 single wire 2 x 2.5mm²
 Finger touch protection: VDE 0106T.100 and VBG4
 Mounting: Symmetrical rail
 DIN EN 50022
 Dimensions l x w x h: 78mm x 11.25mm x 110mm
 Weight: 60g

Example



The SKR coupling relay electrically isolates an input signal from an output signal.

Dimensions



Connections

The terminal assignment for the connections is located on the front panel of the relay. **Reading the front panel from top to bottom**, the connections are in the following order:

LED side: A1 – 15 – 16 – nc
 Lower side: A2 – 18 – nc – nc

上海悦中电气设备有限公司
 上海恒通路360号一天下大厦24C
 TEL: 021-62246890
 FAX: 021-52240873
 Http://www.skjd.cn
 E-mail: shskjd@126.com