


## KEY FEATURES

- Switching Power Module for PCB Mountable
- Fully Encapsulated Plastic Case
- Universal Input Range 90-264VAC, 47-440 Hz
- Regulated Output
- Low Ripple and Noise
- High Efficiency
- CE, CB, UL, TUV Approval
- 2-Years Product Warranty



## ELECTRICAL SPECIFICATIONS

Model No. ( Single Output )	ASC-3.3S	ASC-5S	ASC-12S	ASC-15S	ASC-24S	
Max Output Wattage (W)	20W	30W	30W	30W	30W	
Input	Voltage					
	90-264 VAC or 120-370 VDC					
	Frequency (Hz)					
	47-440 Hz					
	Current (Full load)					
	520 mA max. (115 VAC) / 320 mA max. (230 VAC)					
Output	Inrush Current (<2ms)					
	23 A max. (115 VAC) / 46 A max. (230 VAC)					
	Leakage Current					
	0.75 mA max.					
	External Fuse (recommend)					
	1.5 A slow blow type					
Output	Voltage (V.DC.)	3.3V	5V	12V	15V	24V
	Voltage Accuracy	±2%				
	Current (mA) max	6000	6000	2500	2000	1250
	Line Regulation (LL-HL) (typ.)	±1%				
	Load Regulation (5-100%) (typ.)	±1%				
	Minimum Load	5%	4%	2%	2%	2%
	Maximum Capacitive Load	470-23,000µF depending on model				
	Ripple	<0.2% Vout +40mV max (Vp-p)				
	Noise	<0.5% Vout +50mV max (Vp-p)				
	Efficiency	70%	75%	80%	80%	77%
	Hold-up Time	15 ms min.				
Switching Frequency	100 kHz					
Protection	Over Power Protection	Hiccup technique, auto-recovery				
	Over Voltage Protection	Zener diode clamp				
	Short Circuit Protection	Hiccup mode, indefinite (automatic recovery)				
Isolation	Input-Output (V.AC)	3000 V				
Environment	Operating Temperature	-40°C...+70°C (with derating)				
	Storage Temperature	-40°C...+85°C				
	Temperature Coefficient	±0.02%/°C				
	Humidity	95% RH				
	MTBF	>200,000 h @ 25°C (MIL-HDBK-217F)				
Physical	Dimension (L x W x H)	3.5 x 2.5 x 0.98 Inches ( 89.0 x 63.5 x 25.0 mm ) Tolerance ±0.5 mm				
	Case Material	Plastic resin with Fiberglass (flammability to UL 94V-0)				
	Weight	220 g				
	Cooling Method	Free air convection				
Safety	Agency Approvals	UL/cUL, CE, TUV, CB				
EMC	EMI (Conducted & Radiated Emission)	EN 55022 class B				
	EMS (Noise Immunity)	EN 55024				

All specifications valid at nominal input voltage, full load and +25°C after warm-up time unless otherwise stated.

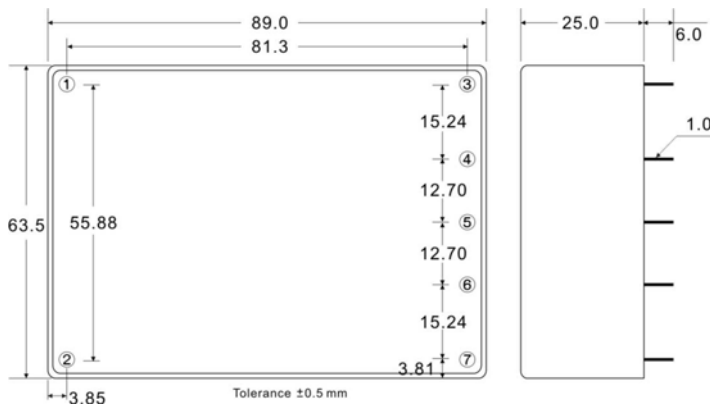
**ELECTRICAL SPECIFICATIONS**

Model No. (Dual, Triple Output)	ASC-5D	ASC-12D	ASC-15D	ASC-5S12S	ASC-5S12D	ASC-5S15D		
Max Output Wattage (W)	30W	30W	30W	30W	30W	30W		
Input	Voltage							
	90-264 VAC or 120-370 VDC							
	Frequency (Hz)							
	47-440 Hz							
	Current (Full load)							
	520 mA max. (115 VAC) / 320 mA max. (230 VAC)							
Inrush Current (<2ms)								
23 A max. (115 VAC) / 46 A max. (230 VAC)								
Leakage Current								
0.75 mA max.								
External Fuse (recommend)								
1.5 A slow blow type								
Output	Voltage (V.DC.)		±5V	±12V	±15V	5/12	5/±12	5/±15
	Voltage Accuracy		±5%			±2%		
	Current (mA) max		±3000	±1250	±1000	3000/1250	3000/±630	3000/±500
	Line Regulation (LL-HL) (typ.)		±1%			±1% / ±5%		
	Load Regulation (5-100%) (typ.)		±3%			±2% / ±6%		
	Minimum Load		2%	3%	1%	20%	20%	20%
	Maximum Capacitive Load		470-23,000µF depending on model					
	Ripple		<0.2% Vout +40mV max (Vp-p)					
	Noise		<0.5% Vout +50mV max (Vp-p)					
	Efficiency		73%	78%	76%	77%	77%	76%
	Hold-up Time		15 ms min.					
	Switching Frequency		100 kHz					
	Protection	Over Power Protection		Hiccup technique, auto-recovery				
Over Voltage Protection		Zener diode clamp						
Short Circuit Protection		Hiccup mode, indefinite (automatic recovery)						
Isolation	Input-Output (V.AC)		3000 V					
Environment	Operating Temperature		-40°C...+70°C (with derating)					
	Storage Temperature		-40°C...+85°C					
	Temperature Coefficient		±0.02%/°C					
	Humidity		95% RH					
	MTBF		>200,000 h @ 25°C (MIL-HDBK-217F)					
Physical	Dimension (L x W x H)		3.5 x 2.5 x 0.98 Inches ( 89.0 x 63.5 x 25.0 mm ) Tolerance ±0.5 mm					
	Case Material		Plastic resin with Fiberglass (flammability to UL 94V-0)					
	Weight		220 g					
	Cooling Method		Free air convection					
Safety	Agency Approvals		UL/cUL, CE, TUV, CB					
EMC	EMI (Conducted & Radiated Emission)		EN 55022 class B					
	EMS (Noise Immunity)		EN 55024					

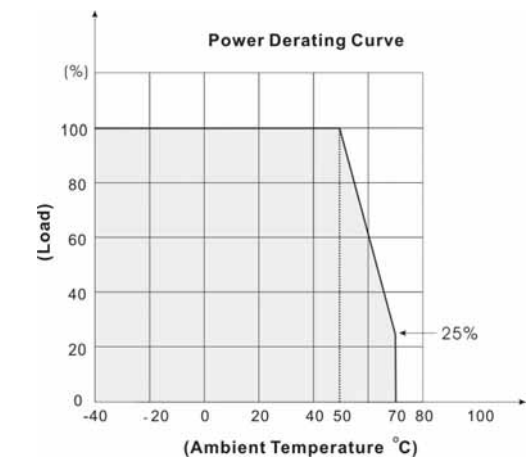
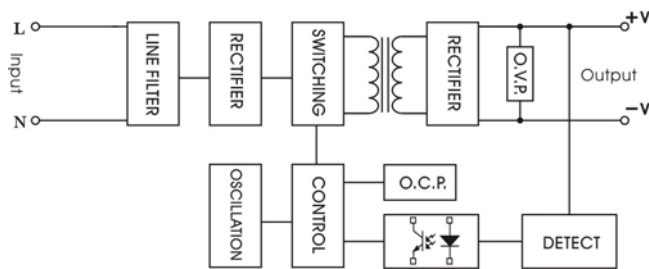
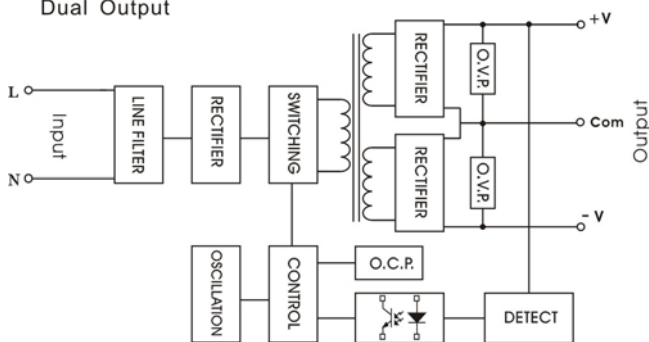
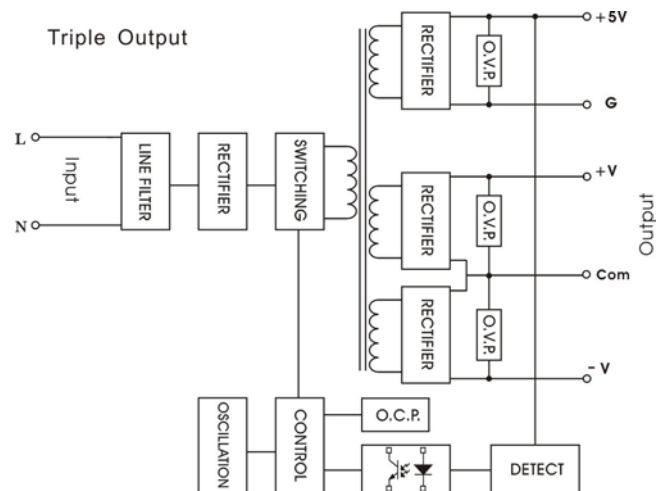
All specifications valid at nominal input voltage, full load and +25°C after warm-up time unless otherwise stated.

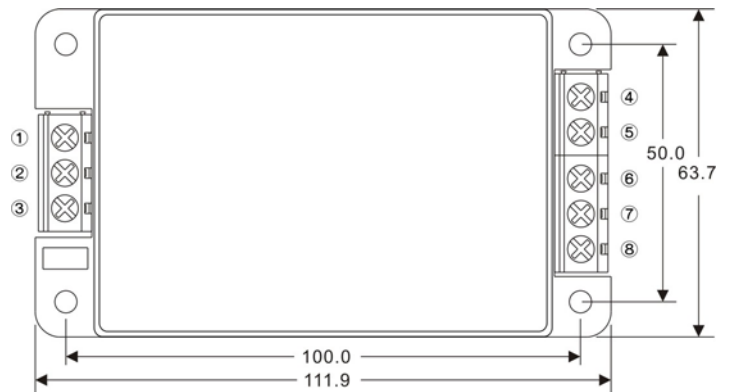
**Note**

- The triple output required a minimum 20% loading on the output to maintain specified regulation. Operation under no-load condition will not damage these devices; however they may not meet all listed specification.
- Load regulation for triple output:  
Main output (V1): 20% to 100% with 20% to 100% balanced on auxiliaries.  
Auxiliary outputs (V2 and V3): 20% to 100% balanced on all outputs.
- Cross regulation for triple output:  
Main output 100% load, auxiliary 100%, other auxiliary 25% to 100%.  
Auxiliary outputs (V2 and V3): Main output 100% load, auxiliary 100%, other auxiliary 25% to 100% or main output 25%, auxiliary 25%, other auxiliary 25% to 100%.


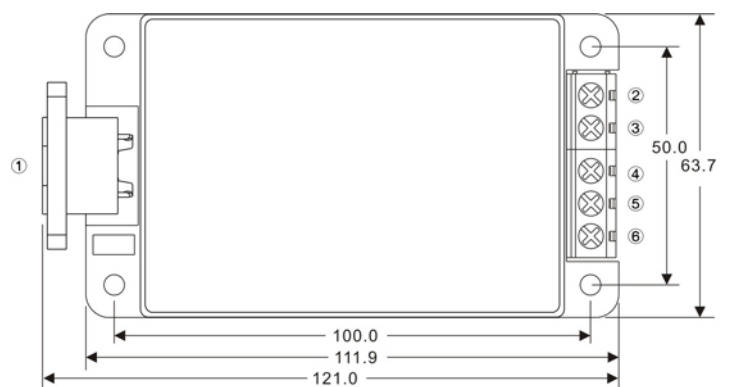
**MECHANICAL DIMENSION ( Top View )**


PIN#	Single	Dual	5S/12S	Triple
1	AC IN (N)	AC IN (N)	AC IN (N)	AC IN (N)
2	AC IN (L)	AC IN (L)	AC IN (L)	AC IN (L)
3	+DC OUT	+DC OUT	+12V OUT	+DC OUT
4	NO PIN	NO PIN	+5V OUT	+5V OUT
5	-DC OUT	COMMON	+12V RTN	COMMON
6	NO PIN	NO PIN	+5 VRTN	+5V RTN
7	NOCONNECT	-DC OUT	NO PIN	-DC OUT


**BLOCK DIAGRAM**
**DERATING**
**Single Output**

**Dual Output**

**Triple Output**


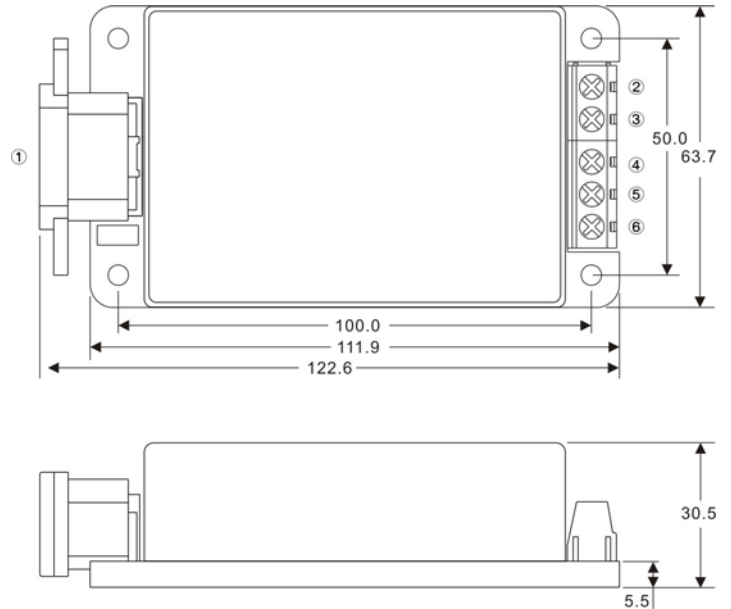
**SCREW TERMINAL**
**ASC-A2**


PIN#	Single	Dual	5S/12S	Triple
1	NOCONNECT	NOCONNECT	NOCONNECT	NOCONNECT
2	AC IN (N)	AC IN (N)	AC IN (N)	AC IN (N)
3	AC IN (L)	AC IN (L)	AC IN (L)	AC IN (L)
4	+DC OUT	+DC OUT	+12V OUT	+DC OUT
5	NOCONNECT	NOCONNECT	+5V OUT	+5V OUT
6	-DC OUT	COMMON	+12V RTN	COMMON
7	NOCONNECT	NOCONNECT	+5V RTN	+5V RTN
8	NOCONNECT	-DC OUT	NOCONNECT	-DC OUT

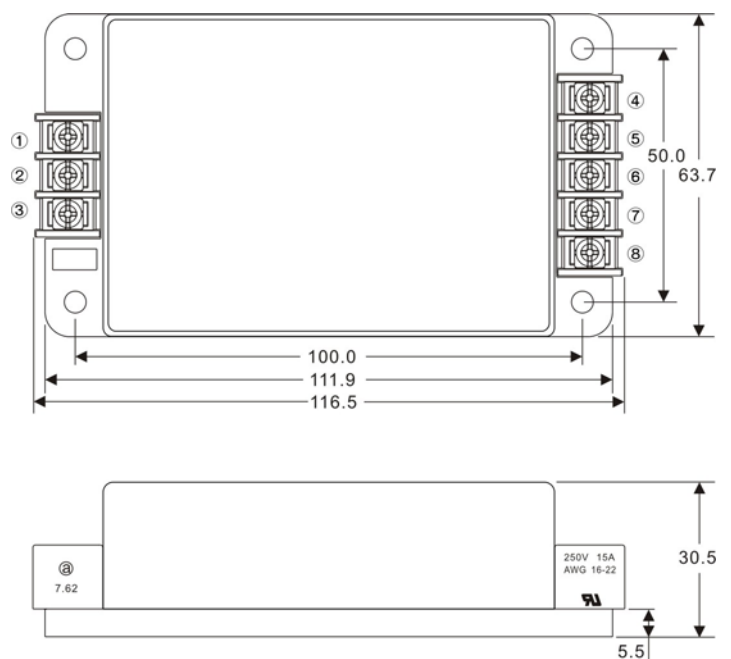

**ASC-A3**


PIN#	Single	Dual	5S/12S	Triple
1	AC IN	AC IN	AC IN	AC IN
2	+DC OUT	+DC OUT	+12V OUT	+DC OUT
3	NOCONNECT	NOCONNECT	+5V OUT	+5V OUT
4	-DC OUT	COMMON	+12V RTN	COMMON
5	NOCONNECT	NOCONNECT	+5V RTN	+5V RTN
6	NOCONNECT	-DC OUT	NOCONNECT	-DC OUT

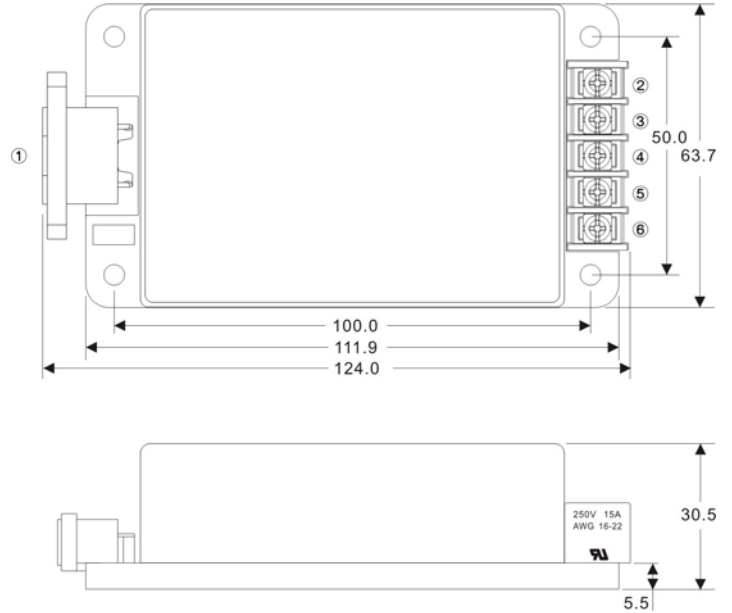


**ASC SERIES**
**30 Watts**
**ASC-A4**


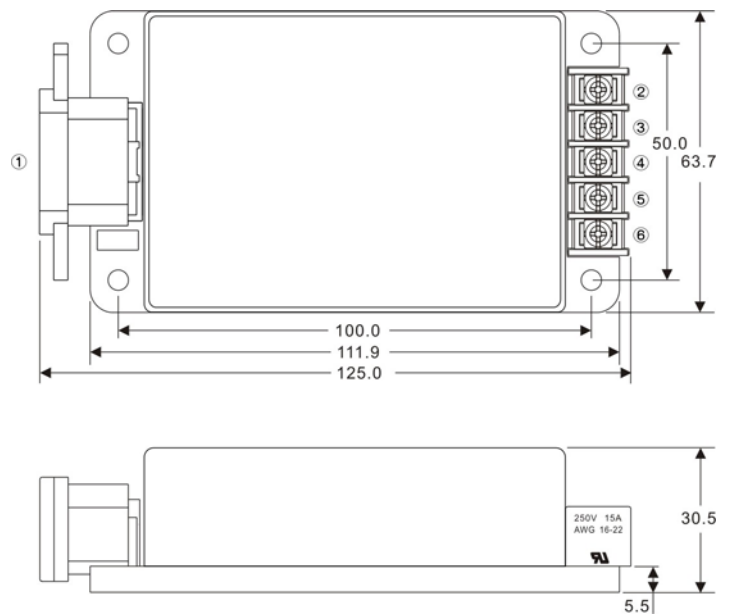
PIN#	Single	Dual	5S/12S	Triple
1	AC IN	AC IN	AC IN	AC IN
2	+DC OUT	+DC OUT	+12V OUT	+DC OUT
3	NOCONNECT	NOCONNECT	+5V OUT	+5V OUT
4	-DC OUT	COMMON	+12V RTN	COMMON
5	NOCONNECT	NOCONNECT	+5V RTN	+5V RTN
6	NOCONNECT	-DC OUT	NOCONNECT	-DC OUT

**ASC-A5**


PIN#	Single	Dual	5S/12S	Triple
1	NOCONNECT	NOCONNECT	NOCONNECT	NOCONNECT
2	AC IN (N)	AC IN (N)	AC IN (N)	AC IN (N)
3	AC IN (L)	AC IN (L)	AC IN (L)	AC IN (L)
4	+DC OUT	+DC OUT	+12V OUT	+DC OUT
5	NOCONNECT	NOCONNECT	+5V OUT	+5V OUT
6	-DC OUT	COMMON	+12V RTN	COMMON
7	NOCONNECT	NOCONNECT	+5V RTN	+5V RTN
8	NOCONNECT	-DC OUT	NOCONNECT	-DC OUT

**ASC-A6**


PIN#	Single	Dual	5S/12S	Triple
1	AC IN	AC IN	AC IN	AC IN
2	+DC OUT	+DC OUT	+12V OUT	+DC OUT
3	NOCONNECT	NOCONNECT	+5V OUT	+5V OUT
4	-DC OUT	COMMON	+12V RTN	COMMON
5	NOCONNECT	NOCONNECT	+5V RTN	+5V RTN
6	NOCONNECT	-DC OUT	NOCONNECT	-DC OUT

**ASC-A7**


PIN#	Single	Dual	5S/12S	Triple
1	AC IN	AC IN	AC IN	AC IN
2	+DC OUT	+DC OUT	+12V OUT	+DC OUT
3	NOCONNECT	NOCONNECT	+5V OUT	+5V OUT
4	-DC OUT	COMMON	+12V RTN	COMMON
5	NOCONNECT	NOCONNECT	+5V RTN	+5V RTN
6	NOCONNECT	-DC OUT	NOCONNECT	-DC OUT