


KEY FEATURES

- Open Frame Switching Power Supply
- Free Convection
- High Efficiency up to 92%
- Universal Input: 90-264 VAC
- Low Ripple and Noise
- With P.F.C. Function >0.95, 50% Load >0.9
- Ultra Compact Size: 4.1 x 2.05 x 0.98 Inches
- 2-Years Product Warranty


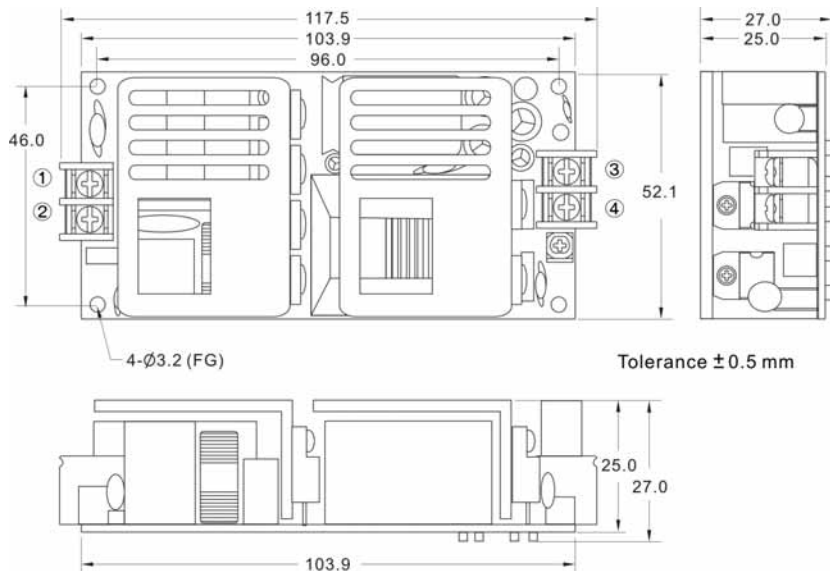

ELECTRICAL SPECIFICATIONS

Model No.	AQF1000-12S	AQF1000-15S	AQF1000-24S	AQF1000-48S
Max Output Wattage (W)	90 W	100 W		
Input	Voltage			
	90-264 VAC or 120-370 VDC			
	Frequency (Hz)			
	47-63 Hz			
	Current (Full load)			
	<2.0 A max. (115 VAC) / <1.0 A max. (230 VAC)			
Inrush Current (<2ms)				
< 30 A max. (115 VAC) / < 60 A max. (230 VAC)				
Leakage Current				
< 0.5 mA max.				
Power Factor				
PF>0.99 (115 VAC) / PF>0.95 (230 VAC) at Full Load				
Output	Voltage (V.DC.)			
	12V	15V	24V	48V
	Voltage Accuracy			
	±2%			
	Current (A) max			
	7.5	6.66	4.16	2.09
	Line Regulation			
	±1%			
	Load Regulation			
	±1%			
	Minimum Load			
0%				
Maximum Capacitive Load				
7,000µF	5,000µF	6,000µF	1,000µF	
Ripple & Noise max.				
120mV	150mV	200mV	240mV	
Efficiency (typ.)				
89%	89%	92%	92%	
Hold-up Time				
10 ms (110 VAC) min.				
Switching Frequency				
100 kHz				
Protection	Over Power Protection			
	Auto recovery			
	Over Voltage Protection			
Zener diode clamp				
Short Circuit Protection				
Auto recovery				
Isolation	Input-Output (V.AC)			
	3000V			
	Input-FG (V.AC)			
1500V				
Output-FG (V.AC)				
500V				
Environment	Operating Temperature			
	-25°C...+70°C (with derating)			
	Storage Temperature			
	-25°C...+85°C			
	Temperature Coefficient			
	±0.03%/°C (0~50°C)			
Humidity				
95% RH				
MTBF				
>250,000 h @ 25°C (MIL-HDBK-217F, Notice 1)				
Vibration				
10~500Hz, 2G 10min./1cycle, 60min. each along X, Y, Z axes.				
Physical	Dimension (L x W x H)			
	4.1 x 2.05 x 0.98 Inches (103.9 x 52.1 x 25.0 mm) Tolerance ±0.5 mm			
	Weight			
210 g				
Cooling Method				
Free convection				
Safety	Agency Approvals			
CE, UL60950-1 (Pending)				
EMC	EMI (Conducted & Radiated Emission)			
	EN61000-6-3 · EN 55022 class B (Pending)			
EMS (Noise Immunity)				
EN 55024 (Pending)				

- 1.All specifications valid at nominal input voltage, full load and +25°C after warm-up time unless otherwise stated.
- 2.Ripple & Noise are measured at 20MHz of bandwidth with 0.1UF & 47UF parallel capacitor.
- 3.Hold-up Time measured at 90% Vout.


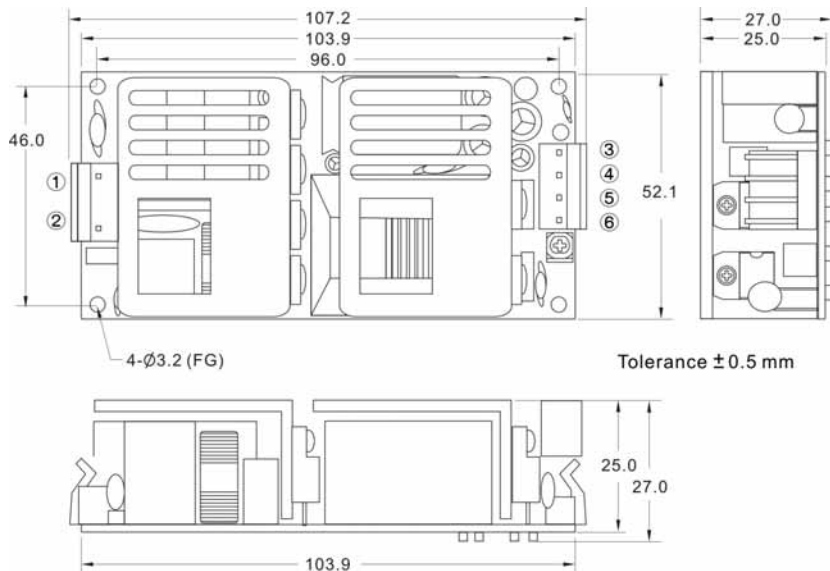
MECHANICAL DIMENSION (Top View)

Standard



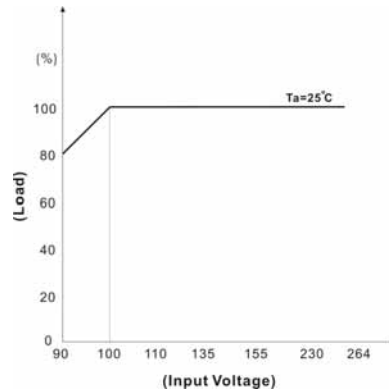
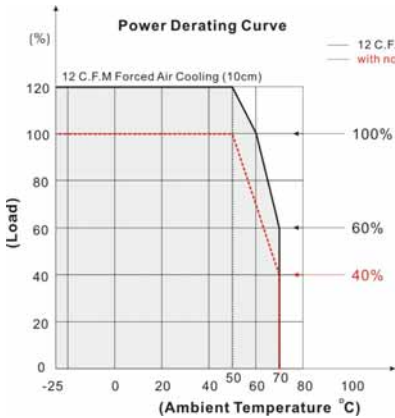
PIN#	SINGLE
1	AC IN (N)
2	AC IN (L)
3	+DC OUT
4	-DC OUT
ϕ 3.2x4	FG

A Type



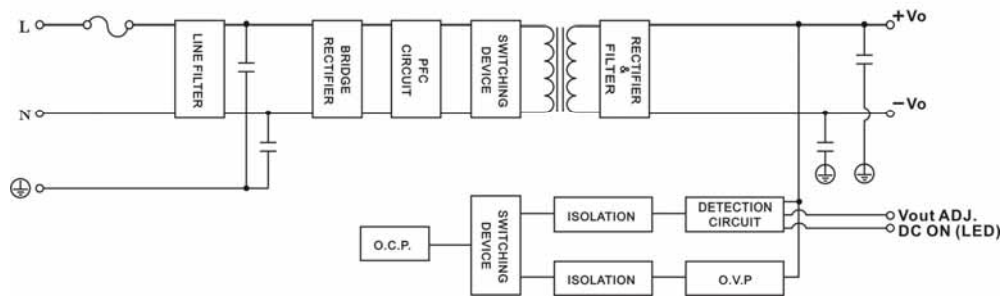
PIN#	SINGLE
1	AC IN (N)
2	AC IN (L)
3	+DC OUT
4	+DC OUT
5	-DC OUT
6	-DC OUT
ϕ 3.2x4	FG

DERATING



BLOCK DIAGRAM

Single Output



EFFICIENCY VERSUS LOAD

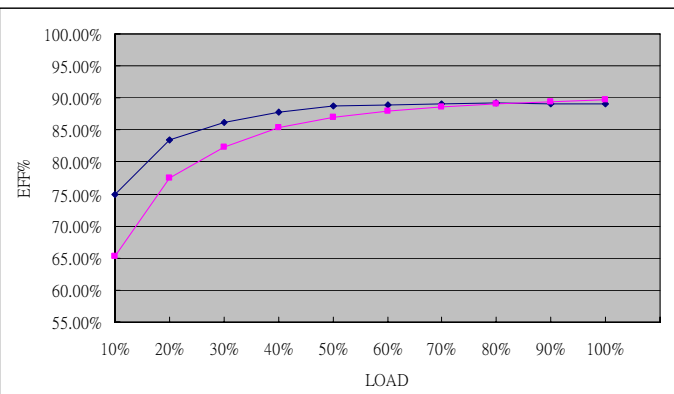
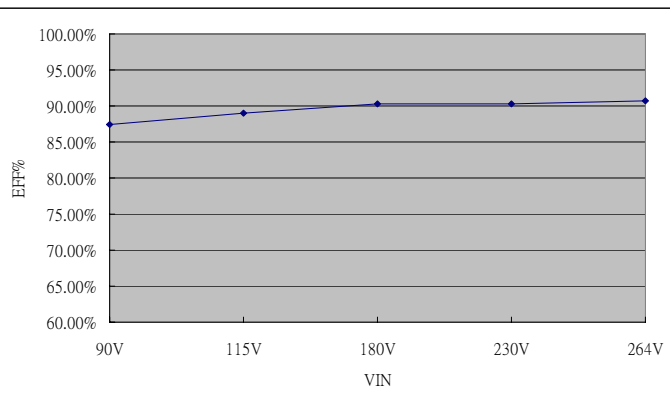
AQF1000-12S

VIN VS Efficiency

Input Voltage (V)	90	115	180	230	264
Efficiency (%)	87.38	89.03	90.31	90.22	90.66

LOAD VS Efficiency

Load (%)	10	20	30	40	50
115V (%)	74.98	83.50	86.13	87.83	88.70
230V (%)	65.30	77.58	82.39	85.30	87.01
Load (%)	60	70	80	90	100
115V (%)	88.87	89.11	89.20	89.13	89.03
230V (%)	87.95	88.63	89.14	89.46	89.67



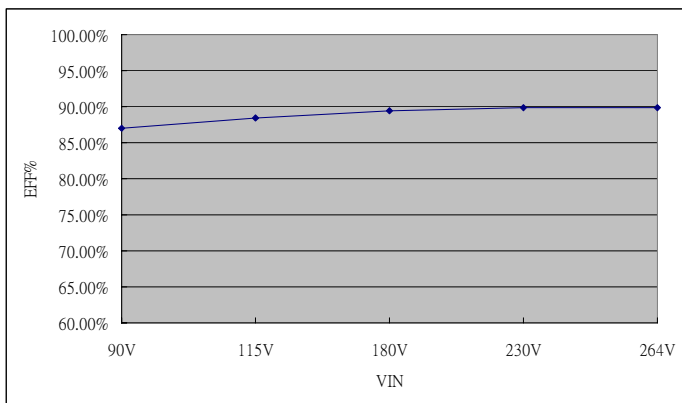
AQF1000 SERIES**100 Watts**

EFFICIENCY VERSUS LOAD

AQF1000-15S

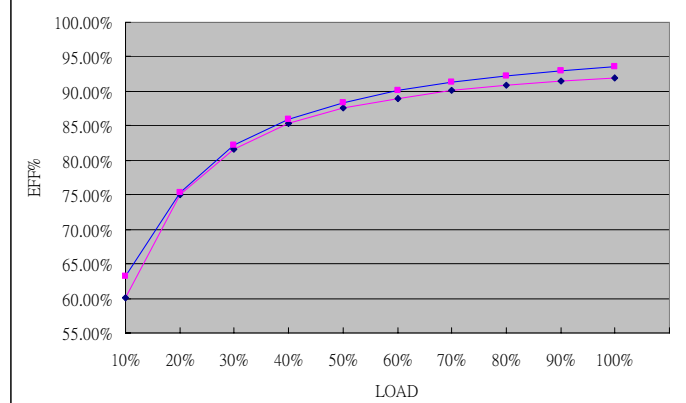
VIN VS Efficiency

Input Voltage (V)	90	115	180	230	264
Efficiency (%)	87.03	88.49	89.45	89.81	89.89



LOAD VS Efficiency

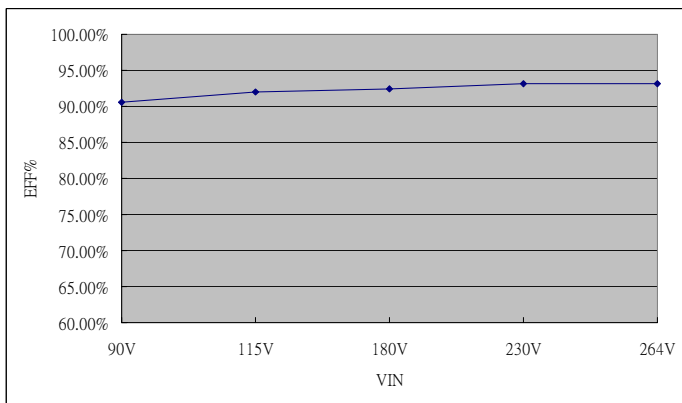
Load (%)	10	20	30	40	50
115V (%)	65.23	75.04	81.54	84.42	85.92
230V (%)	63.23	76.35	81.29	84.36	86.12
Load (%)	60	70	80	90	100
115V (%)	87.07	87.47	87.96	88.51	88.45
230V (%)	87.88	88.51	89.17	89.77	90.01



AQF1000-24S

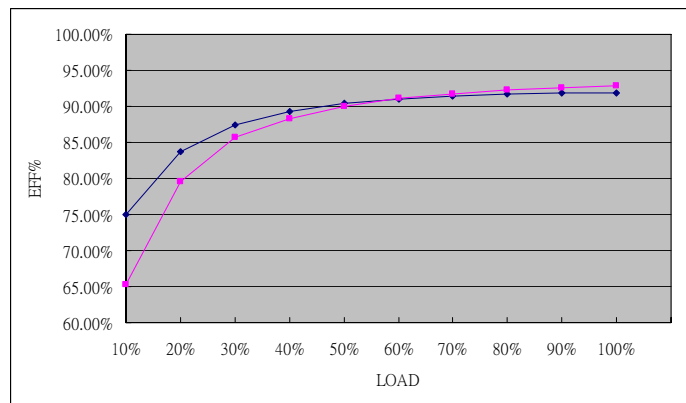
VIN VS Efficiency

Input Voltage (V)	90	115	180	230	264
Efficiency (%)	90.53	92.06	92.44	93.15	93.13



LOAD VS Efficiency

Load (%)	10	20	30	40	50
115V (%)	74.99	83.78	87.43	89.22	90.44
230V (%)	65.32	79.51	85.76	88.32	90.04
Load (%)	60	70	80	90	100
115V (%)	90.99	91.43	91.72	91.89	91.90
230V (%)	91.08	91.76	92.23	92.64	92.85

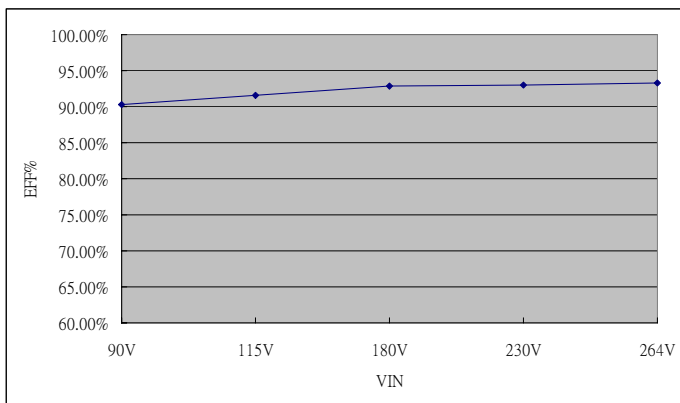


EFFICIENCY VERSUS LOAD

AQF1000-48S

VIN VS Efficiency

Input Voltage (V)	90	115	180	230	264
Efficiency (%)	90.27	91.64	92.81	93.03	93.35



LOAD VS Efficiency

Load (%)	10	20	30	40	50
115V (%)	73.93	83.86	87.18	89.22	90.34
230V (%)	66.76	79.70	84.80	87.75	89.62
Load (%)	60	70	80	90	100
115V (%)	90.82	91.28	91.53	91.64	91.64
230V (%)	90.77	91.47	92.09	92.49	92.83

