

DS2900

2900 Watts

Distributed Power System

Distributed Power Bulk Front-End
Total Output Power: 2900 Watts
+3.3 Vdc Stand-by Output
Wide Range Input Voltage: 180 - 264 Vac



Special Features

- Active power factor correction
- EN61000-3-2 harmonic compliance
- Active AC inrush control
- 2U X 3U form factor
- 24.8 W / in³
- +12 Vdc Output
- +3.3 Vdc stand-by (5 V standby - consult factory)
- No minimum load required
- Hot plug operation
- N + 1 redundant
- Internal OR'ing fets
- Active current sharing (10 - 100% load)
- Built-in cooling fan (40 mm x 28 mm)
- I²C communication interface bus
- PMBus compliant
- EERPOM for FRU data
- Red/green bi-color LED status
- Internal fan speed control
- Fan Fail Tach Output Signal
- INTEL, SSI Std. logic timing
- INTEL, SSI Std. FRU data format PSM/V2.12
- Full digital control
- Two year warranty
- Compatible with Emerson Universal PMBus GUI

Safety

- UL/cUL 60950 (UL Recognized)
- NEMKO+ CB Report EN60950
- EN60950
- CE Mark
- China CCC

Electrical Specifications

Input	
Input range:	180 - 264 (2900 W)
Frequency:	47-63 Hz, single phase AC
Inrush current:	50 Apk maximum inrush current
Efficiency:	> 91% typical at nom line 50% load
Conducted EMI:	FCC Subpart J EN55022 Class A
Radiated EMI:	FCC Subpart J EN55022 Class A Meets intent of NEBS, Bel Core GR-1089
Power factor:	0.99 typical
Leakage current:	1.40 mA @ 240 VAC
Hold up time:	12 ms minimum
Output	
Main DC voltage:	+12 V @ 240 A (high line)
Stand-By:	+3.3 Vsb @ 3 A
Adjustment range:	± 10% on +12V only using I ² C
Regulation:	+12 Vdc; +4% / -4% +3.3 Vsb; +5% / -5%
Over current:	Constant current type for both the 12 VDC and 3.3V standby. See Figure 1 below
Over voltage:	+12 Vdc; 13.2 - 15.6 Vdc (110 - 130%) +3.3 Vsb; 3.63 V - 4.29 (110 - 130%)
Under voltage:	+12 Vdc; 9 - 10.8 V (latch off)
Turn-on delay:	2 second max, 5 - 200 mS, monotonic rise
Main output rise time:	5 - 300 mS, monotonic rise

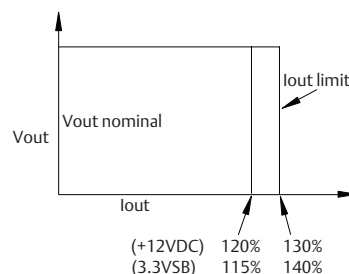


Figure 1

Logic Control

Remote ON/OFF (PSON#)

The PSON# signal is required to remotely turn on/off the power supply. PSON# is an active low signal that turns on the +12VDC power rail. When this signal is not pulled low by the system, or left open, the +12VDC output turns off. The 3.30Vsb output remains on. This signal is pulled to a standby voltage by a pull-up resistor internal to the power supply. The power supply fan(s) shall operate at the lowest speed

Signal Type	Accepts an open collector/drain input from the system. Pulled-up to the 3.30Vsb located in the power supply	
PSON# = Low	ON	
PSON# = Open	OFF	
	MIN	MAX
Logic level low (power supply ON)	0 V	0.8 V
Logic level high (power supply OFF)	2.0 V	4.125 V
Source Current, Vpson = low		4 mA
Power up delay: T _{pson on delay}	5 msec	400 msec

Table 1 PSON# Signal Characteristics

Power Good (PWOK#)

PWOK# is a power good signal and will be pulled **LOW** by the power supply to indicate that both the outputs are above the regulation limits of the power supply. When an output voltage falls below regulation limits or when AC power has been removed for a time sufficiently long so that power supply operation is no longer guaranteed, PWOK will be de-asserted to a **HIGH** state. The start of the PWOK# delay time shall be inhibited as long as the +12VDC output is in current limit or the 3.30VSB output is below the regulation limit.

Signal Type:	Open collector/drain output from power supply. Pull-up to 3.30Vsb external to the power supply	
PWOK = High	Power <i>not</i> good	
PWOK = Low	Power Good	
	MIN	MAX
Logic level low voltage, Isink = 4 mA	0 V	0.8 V
Logic level high voltage, Isource = 200 A	2.0 V	4.125 V
Sink current, PWOK = low		4 mA
Source current, PWOK = high		2 mA
PWOK delay: T _{pwok on}	100 ms	1000 ms
PWOK rise and fall time		100 sec
Power down delay: T _{pwok off}	1 ms	1000 msec

Table 2 PWOK# Signal Characteristics

Power Supply Present Indicator (PRESENT#)

The PRESENT# signal is primarily used to provide a mechanism by which the host system can sense the number of power supplies physically present (operational or not). This pin is connected to ground in the power supply.

AC Input Present Indicator (ACOK#)

The AC OK# signal is used to indicate presence of AC input to the power supply. This signal shall be connected to 3.3 Vsb through a resistor on the host system side. A logic "Low" level on this signal shall indicate AC input to the power supply is present. A Logic "High" on this signal shall indicate a loss of AC input to the power supply.

Signal Type	Pull-up to 3.30Vsb through a resistor in the host system
PRESENT# = Low	Present
PRESENT# = High	Not Present

Table 3 ACOK# Signal Characteristics

Environmental Specifications

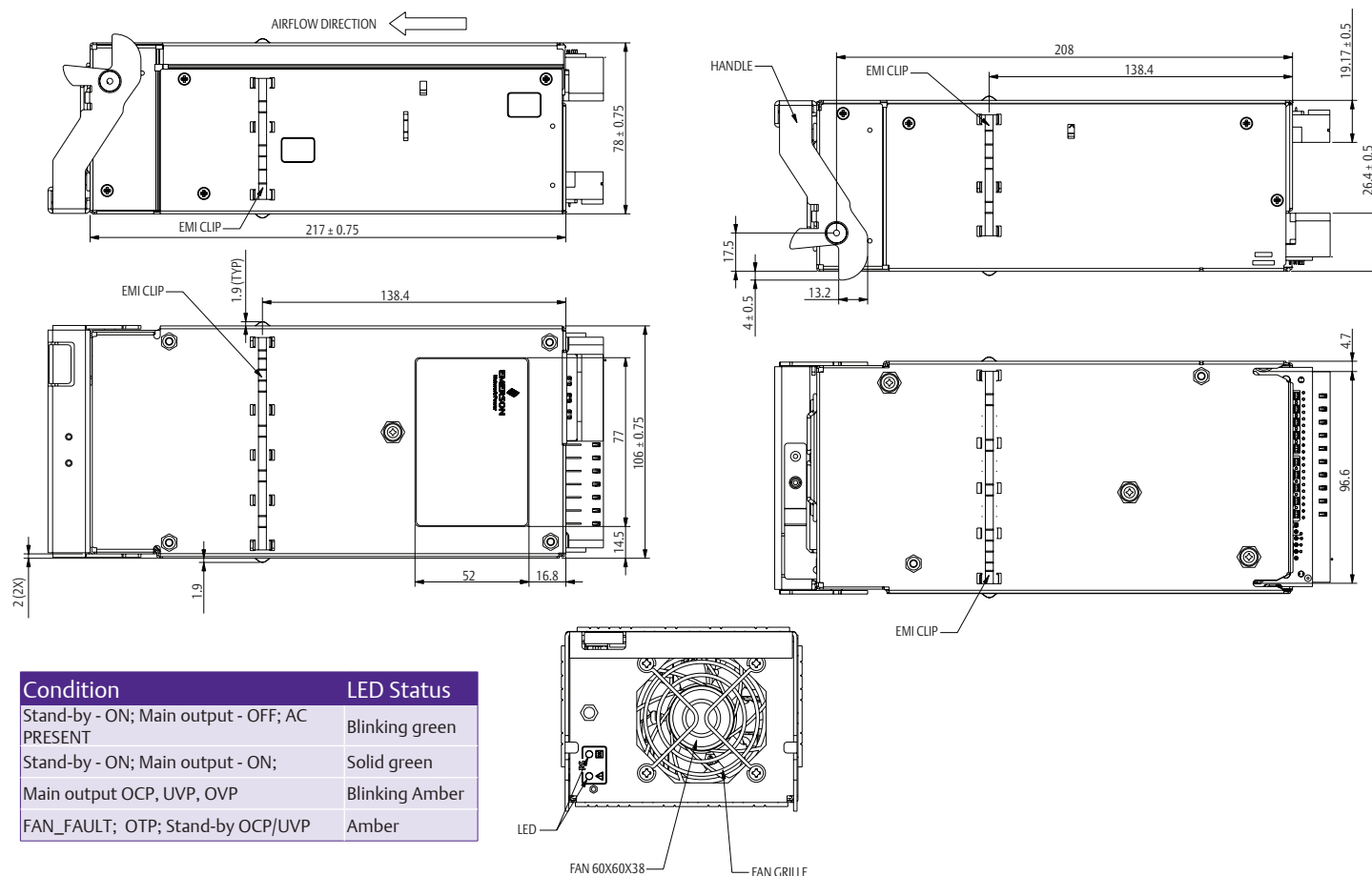
Operating temperature:	0° to 50 °C
Storage temperature:	-40 °C to +85 °C
Altitude, operating:	10,000 ft
Electromagnetic susceptibility / Input transients:	-EN61000-3-2, -3-3 -EN61000-4-2, 4-3, 4-4, -4-5, 4-11 -EN55024:1998
RoHS & lead-free compliant:	No tantalum caps.
Humidity:	20 to 90% RH, non-condensing
Shock and vibration specifications:	Complies with Astec Std. Specifications, Q3205
MTBF (Calculated):	300K Hrs Belcore 332, issue b @ 25 °C and 40 °C full load
MTBF (Demonstrated):	> 500k Hrs

Ordering Information

Model Number	Nominal Output Voltage Set Point	Set Point Tolerance	Total Regulation	Minimum Current	Maximum Current	Output Ripple P/P	Over Current	Stand-by	Air Flow
DS2900-3	12.0 Vdc	± 0.2%	± 4%	0 A	240 A	120 mV	288 A - 312 A*	3.3 V @ 3 A	Std
DS2900-3-002	12.0 Vdc	± 0.2%	± 4%	0 A	240 A	120 mV	288 A - 312 A*	5.0 V @ 2 A	Std
DS2900-3-003	12.0 Vdc	± 0.2%	± 4%	0 A	240 A	120 mV	288 A - 312 A*	5.0 V @ 2 A	Reversed
DS2900-3-004	12.0 Vdc	± 0.2%	± 4%	0 A	240 A	120 mV	288 A - 312 A*	3.3 V @ 3 A	Reversed

*Over current latches off if overcurrent lasts over 1 seconds, otherwise it is auto recovery.

Mechanical Drawing



Condition	LED Status
Stand-by - ON; Main output - OFF; AC PRESENT	Blinking green
Stand-by - ON; Main output - ON;	Solid green
Main output OCP, UVP, OVP	Blinking Amber
FAN_FAULT; OTP; Stand-by OCP/UVP	Amber

Output Connection

DC Output Connector

FCI HCI Series Plug (10 Blades, 24 Signal pins). Power Supply; FCI P/N; SK10065864-003LF

FCI HCI Series Receptacle (10 Blades, 24 Signal pins). Mating; FCI P/N; SK10065866-003LF

P1 - System	Pin	Signal Name	Amps per pin ¹
Internal to power supply	PB-A1	+ Vout Return	100
	PB-A2	+ Vout Return	100
	PB-A3	+ Vout Return	100
	PB-A4	+ Vout Return	100
	PB-A5	+ Vout Return	100
	PB-A6	+ Vout	100
	PB-A7	+ Vout	100
	PB-A8	+ Vout	100
	PB-A9	+ Vout	100
	PB-A10	+ Vout	100
FCI HCI Series Connector 10 Power Bladed 24 Signal pins P/N SK10065864-003LF	A1	+3V3SB Return	1.5
	A2	+3V3SB	1.5
	A3	S_INT	N/A
	A4	+Vout_Share	N/A
	A5	PS_ON	N/A
	A6	PS_SEATED	N/A
	B1	+3V3SB Return	1.5
	B2	+3V3SB	1.5
	B3	A2	N/A
	B4	PWR_GOOD	N/A
DCI HCI Series Connector Molex Power Dock Senior 10 Power Blades 24 Signal pins P/N SK10065866-003LF	B5	ACOK	N/A
	B6	PS_KILL	N/A
	C1	+3V3SB Return	1.5
	C2	+3V3SB	1.5
	C3	A0	N/A
	C4	A1	N/A
	C5	SCL	N/A
	C6	SDA	N/A
	D1	+3V3SB Return	1.5
	D2	+3V3SB	1.5
	D3	+Vout_RS_RETURN	N/A
	D4	_Vout_RS	N/A
	D5	Reserve	N/A
	D6	Reserve	N/A

Input Connection

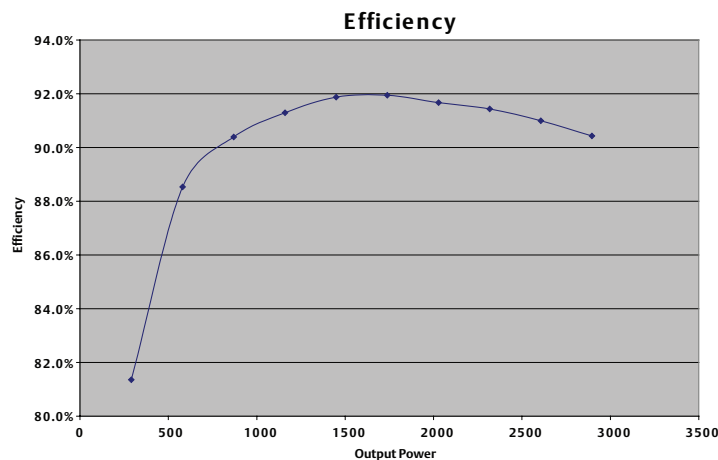
FCI P/N 51939-081LF

Tyco P/N 6600100-2

Mating Connector

FCI P/N TBD

Tyco P/N TBD



Americas

5810 Van Allen Way
Carlsbad, CA 92008
USA
Telephone: +1 760 930 4600
Facsimile: +1 760 930 0698

Europe (UK)

Waterfront Business Park
Merry Hill, Dudley
West Midlands, DY5 1LX
United Kingdom
Telephone: +44 (0) 1384 842 211
Facsimile: +44 (0) 1384 843 355

Asia (HK)

14/F, Lu Plaza
2 Wing Yip Street
Kwun Tong, Kowloon
Hong Kong
Telephone: +852 2176 3333
Facsimile: +852 2176 3888

For global contact, visit:

www.PowerConversion.com
techsupport.embeddedpower@emerson.com

While every precaution has been taken to ensure accuracy and completeness in this literature, Emerson Network Power assumes no responsibility, and disclaims all liability for damages resulting from use of this information or for any errors or omissions.

Emerson Network Power.
The global leader in enabling
business-critical continuity.

- AC Power
- Connectivity
- DC Power
- Embedded Computing
- Embedded Power
- Monitoring
- Outside Plant
- Power Switching & Controls
- Precision Cooling
- Racks & Integrated Cabinets
- Services
- Surge Protection

EmersonNetworkPower.com

Emerson Network Power and the Emerson Network Power logo are trademarks and service marks of Emerson Electric Co.
©2009 Emerson Electric Co.