

ALQ25/AEQ25 Series

62.5 to 100 Watts

Total Power:

100 Watts (5 and 12Vo device)
82.5 Watts (for the 3.3Vo device)
62.5 Watts (for the 2.5Vo device)
Input Voltage: 36-75 VDC
of Output: Single

Special Features

- Delivers up to 25 A output current
- Industry standard quarter brick
- Basic Isolation
- Ultra High Efficiency
- Improved thermal performance: 12A (6.3A for the 8 V) at 55 °C at 1.5ms-1 (300LFM)
- High power density
- Low output noise
- Industry standard pinout
- 2:1 wide input voltage
- CNT function
- Remote sense
- Trim function: +10% / -20%
- Input under-voltage lockout
- Output over-current lockout
- Output over-voltage protection
- Over temperature protection
- RoHS Compliant

Safety

UL cUL
CSA
EN0950



Rev. 01.24.07
AEQ25Series
1 of 2



Electrical Specifications

Input

Input Range	36 to 75 VDC
Input Current (max.)	3.4 A
Input Reflected-ripple	20 mAp-p 5Hz to 20MHz: 12uH source impedance, TA=25 °C

Current Output

Output

Output voltage	2.5V, 3.3V, 5V and 12V nominal
Output Current	25A (8.3 A for the 12 Vo, 20A for the 5V)
Efficiency	>87% (See ordering information)
Line output regulation	8 mV (5 mV Typical) : 2.5 V device 10 mV (5 mV Typical) : 3.3 V and 5 V device 25 mV (12 mV Typical) : 12 V device
Load Output Regulation	15 mV max (10 mV Typ) : 2.5 V device 20 mV max (10 mV Typ) : 3.3 V and 5 V device 70 mV max (25 mV Typ) : 12 V device
Switching Frequency	300 KHz

Isolation

I/O isolation	1500 Vdc
Isolation Resistance	>10 Mohms

Environmental Specifications

Operating ambient temperature range	-40 °C to 70 °C
Storage temperature	-55 °C to 125 °C
Temperature Regulation	0.02 %Vo/°C
Calculated MTBF	2 Million hours (typ.); Io=Io-max; Tc=25 °C

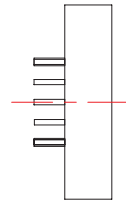
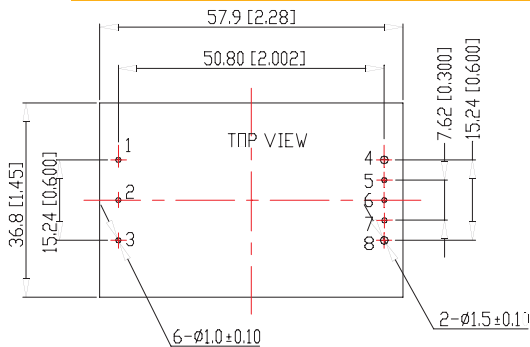


Ordering Information

Vin (V)	Vout (V)	Iout (A)	Effy	Model Number
36-75	2.5	25	88%	AEQ25G48(N)-L
36-75	2.5	25	88%	ALQ25G48(N)-L
36-75	3.3	25	89.5%	AEQ25F48(N)-L
36-75	3.3	25	89.5%	ALQ25F48(N)-L
36-75	5	20	90%	AEQ20A48(N)-L
36-75	5	20	90%	ALQ20A48(N)-L
36-75	12	8.33	90%	AEQ08B48(N)-L
36-75	12	8.33	90%	ALQ08B48(N)-L

Note: Option "N" is for the negative enabled option, omit if converter is positive enabled.

Mechanical Drawing

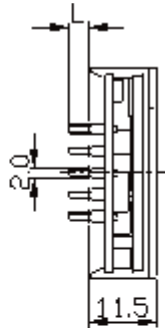
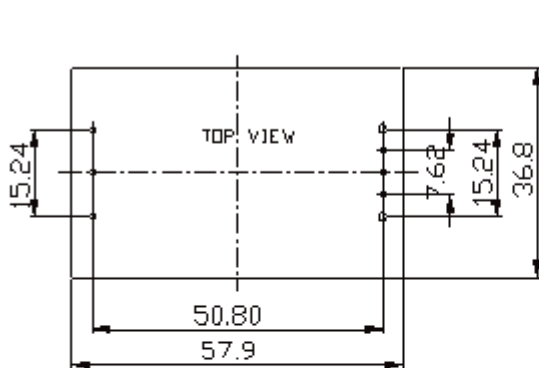


Open-Framed

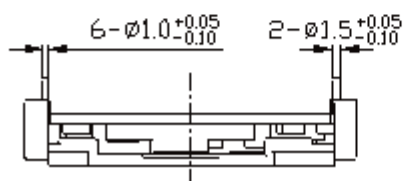
Pin Length Option

Device Code Suffix	L
-4	4.8mm+/-0.5mm
-6	3.8mm+/-0.5mm
-8	2.8mm+/-0.25mm
NONE	5.8mm+/-0.5mm

TOLERANCES : X.Xmm+/- 1.5mm



Baseplate



Pin 1	+Vin	Pin 4	+Vo
Pin 2	CNT	Pin 5	+Sense
Pin 3	-Vin	Pin 6	Trim
		Pin 7	-Sense
		Pin 8	-Vo

Astec Power

5810 Van Allen Way
Carlsbad, CA 92008
USA
Telephone: +1 760 930 4600
Facsimile: +1 760 930 0698
Technical Support: +1 888 41 ASTEC
or +1 407 241 2752

Waterfront Business Park
Merry Hill, Dudley
West Midlands, DY5 1LX
United Kingdom
Telephone: +44 (0) 1384 842 211
Facsimile: +44 (0) 1384 843 355

Units 2111-2116, Level 21
Tower 1, Metroplaza
223, Hing Fong Road
Kwai Fong, New Territories
Hong Kong
Telephone: +852 2437 9662
Facsimile: +852 2402 4426

For global contact, visit:

www.astecpower.com
technicalsupport@astec.com

While every precaution has been taken to ensure accuracy and completeness in this literature, Astec Power assumes no responsibility, and disclaims all liability for damages resulting from use of this information or for any errors or omissions.

Printed in USA

Emerson Network Power.
The global leader in enabling
business-critical continuity.

- AC Power
- Connectivity
- DC Power
- Embedded Power**
- Inbound Power
- Integrated Cabinet Solutions
- Outside Plant
- Precision Cooling
- Site Monitoring and Services

EmersonNetworkPower.com

Emerson Network Power and the Emerson Network Power logo are trademarks and service marks of Emerson Electric Co. ©2006 Emerson Electric Co.