

铍铜簧片

一、我司所提供的具有电磁兼容屏蔽效果的簧片是由铍铜合金制成，可用来两接触面的空隙的密封，并提供高屏蔽效果，簧片也可以配合客户需求而选用不锈钢及磷青铜。铍铜弹片具有高度的松弛抗力和极佳耐磨性、可做多种选择的金属电镀处理，以确保其与任何接触面之相容性，其不但不会燃烧，也不会受辐射影响，基于这些优点，电脑及电器产生之设计工程师视铍铜弹片为理想的电磁兼容屏蔽材料。

二、目前应用广泛的指形簧片基本由铍青铜合金精制而成，另外也有一些使用不锈钢作为原料的，相较而言，不锈钢簧片在保证电连接的可靠上远远底于铍青铜簧片。铍青铜合金本身具有的机械性能不仅容易制造出更多的形状，以配合不同的使用要求和安装方式，更重要的是在外力释放后，铍青铜簧片表现出来的优越恢复能力，可以满足频繁启合柜门等运动部件电连接的应用要求，由特殊合金铍青铜制成的指形簧片，能够解决其它衬垫不能在剪切方向的受力问题，同时具有接合压力小，形变范围大，低频段和高频段屏蔽性能优异，重量轻，安装方式灵活等种种优点。

三、铍青铜簧片使用于要求 EMI, RFI 和 ESD 各种场合，被广泛用于通信，计算机，移动电话和军用电子设备中，它具有高屏蔽性能，高导热和不受核爆炸，紫外线，臭氧影响等特性。它形成多样，可用于各种屏蔽室/舱门/机箱门/盖板/印刷板插板/集成电路屏蔽等。

四、铍铜簧片的特性及优点

- 1) 导电性佳、高抗张弹性、高屏蔽效果、耐腐蚀性佳、使用寿命长、安装容易；
- 2) 成本效益高、多种电镀选择、高温下性能佳、搞潮湿及紫外线；
- 3) 材质为高铍铜材，有最佳之弹性，导电性 12. 所占 PCB 之面积小，以 SMT 方式取代人工；
- 4) 特殊之外型设计，除有极佳之导电性，更对 EMI、ESD 或信号传输效果良好；
- 5) 接触面大，EMI 效果好，且焊接容易、产品可靠度佳。

五、安装方法


坎入式、背胶式、焊锡式、锁附式、SMD 表面粘着式

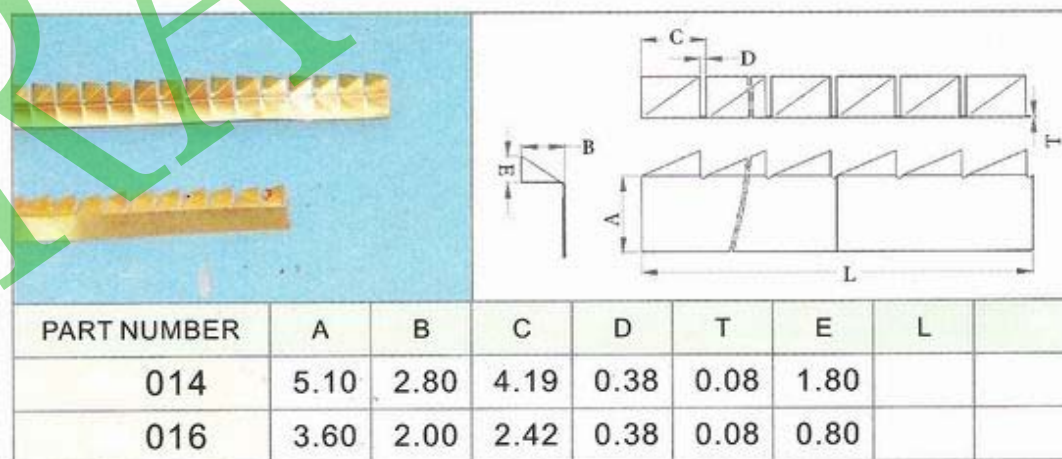
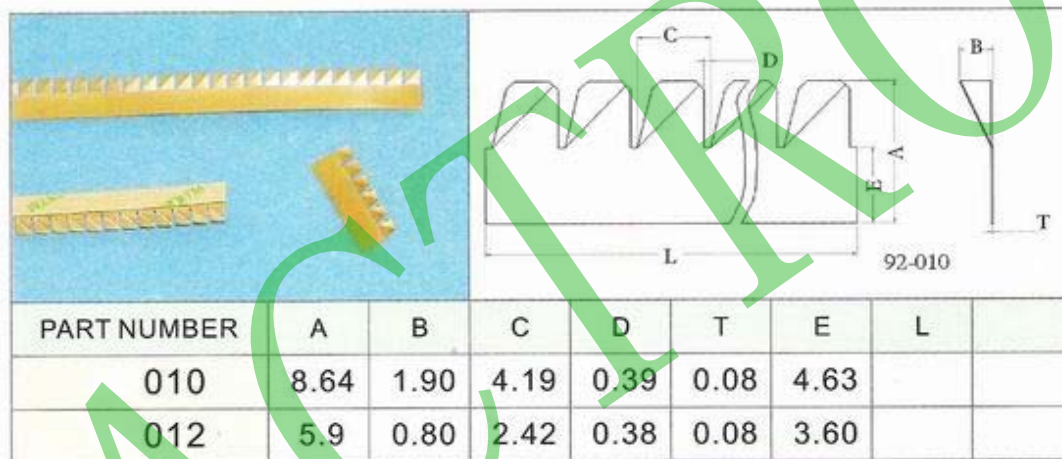
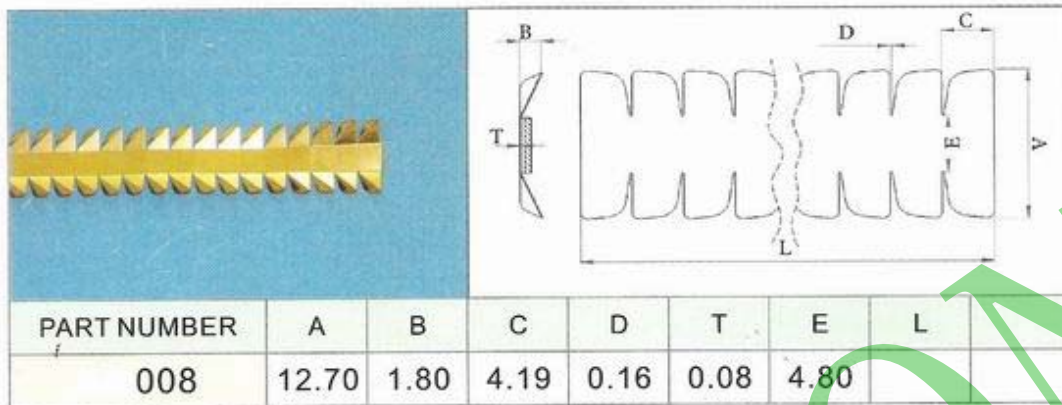
六、背胶选择

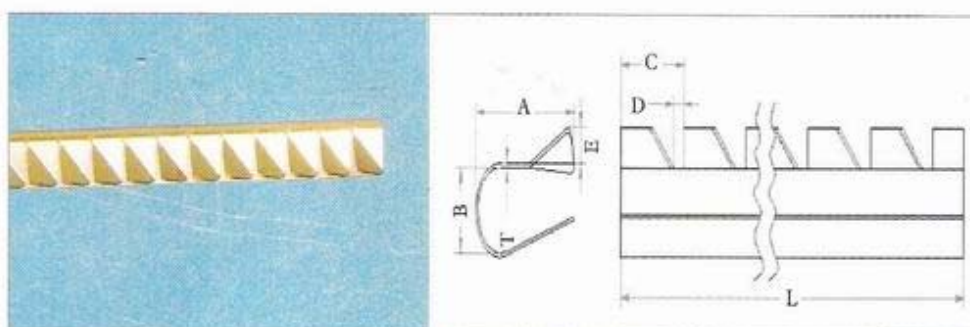
1. 无背胶
2. 背一般胶(无导电性)
3. 背导电胶

七、屏蔽效果

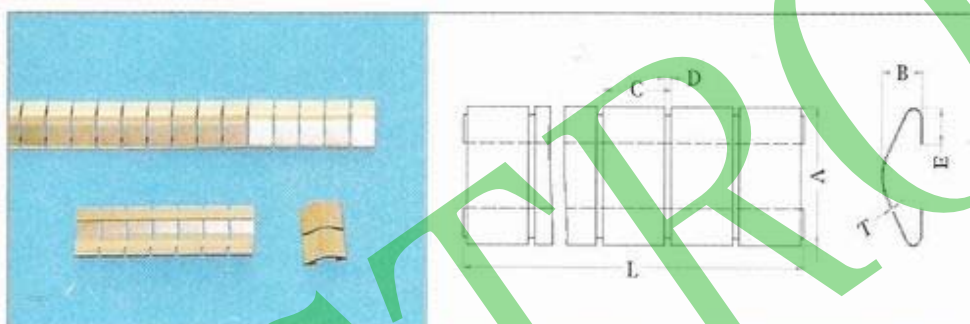
频率	500Hz	200Hz	100KHz H 场	10MH 电场	1GHz 平面波	2GHz
衰减	80-100dB	60-70dB	90dB	100dB	99dB	75-120dB



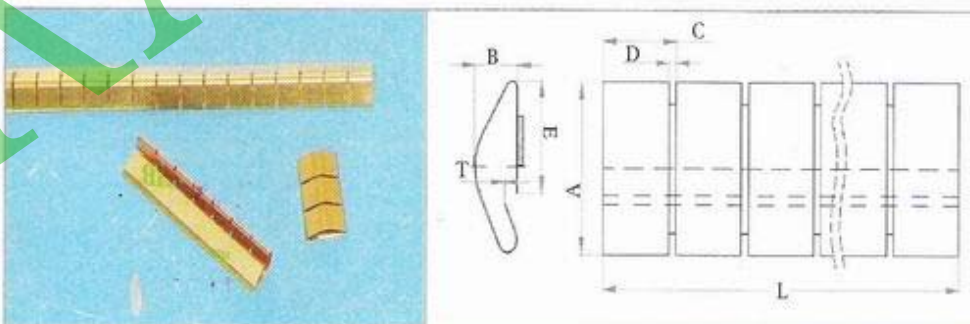




PART NUMBER	A	B	C	D	T	E	L
018	5.33	1.78	4.19	0.38	0.08	1.78	
020	3.80	1.78	2.41	0.38	0.08	0.76	



PART NUMBER	A	B	C	D	T	E	L
030	8.13	2.79	4.75	0.46	0.08	2.16	
031	7.87	3.05	6.35	0.50	0.08	2.28	
032	9.40	3.30	6.35	0.63	0.08	2.16	
034	15.24	5.59	7.16	0.81	0.13	3.56	
035	7.60	3.30	4.75	0.43	0.08	2.10	



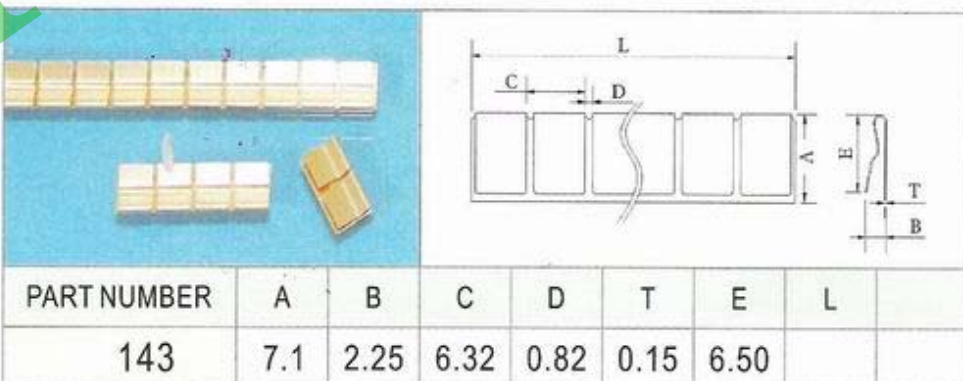
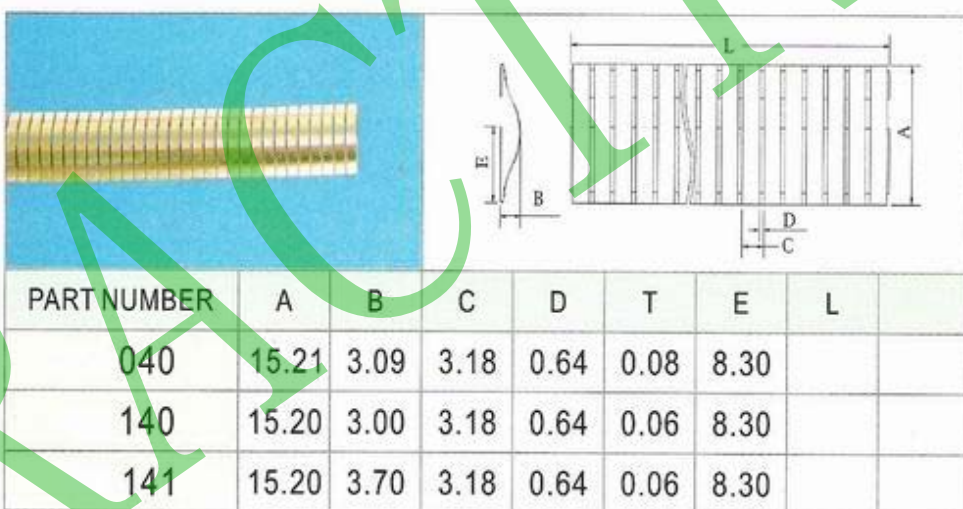
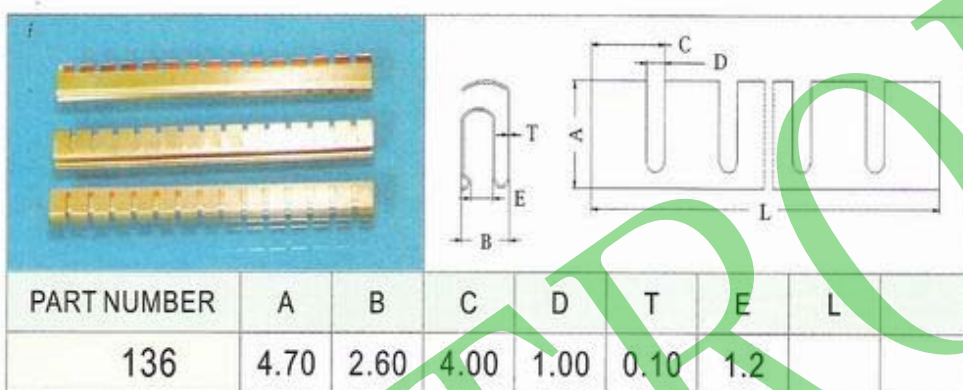
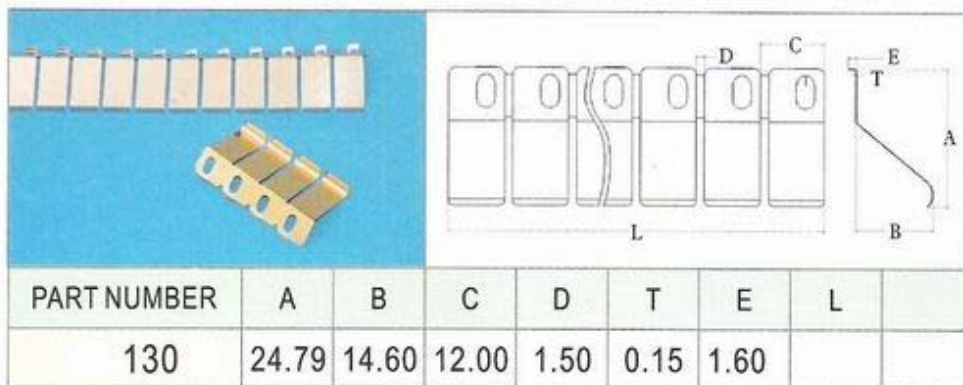
PART NUMBER	A	B	C	D	T	E	L
036	8.10	2.80	4.70	0.46	0.05	5.30	
037	15.20	5.60	9.50	0.80	0.08	7.10	

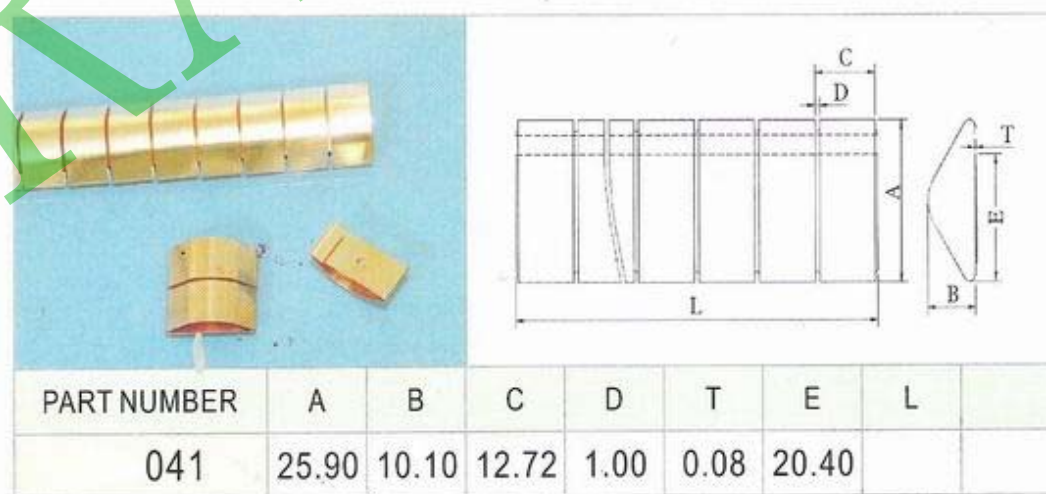
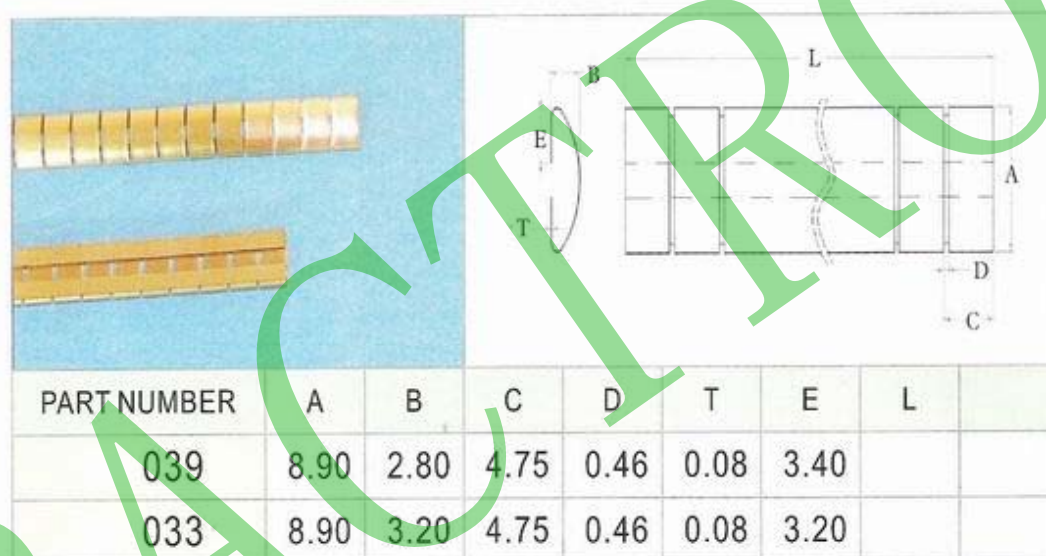
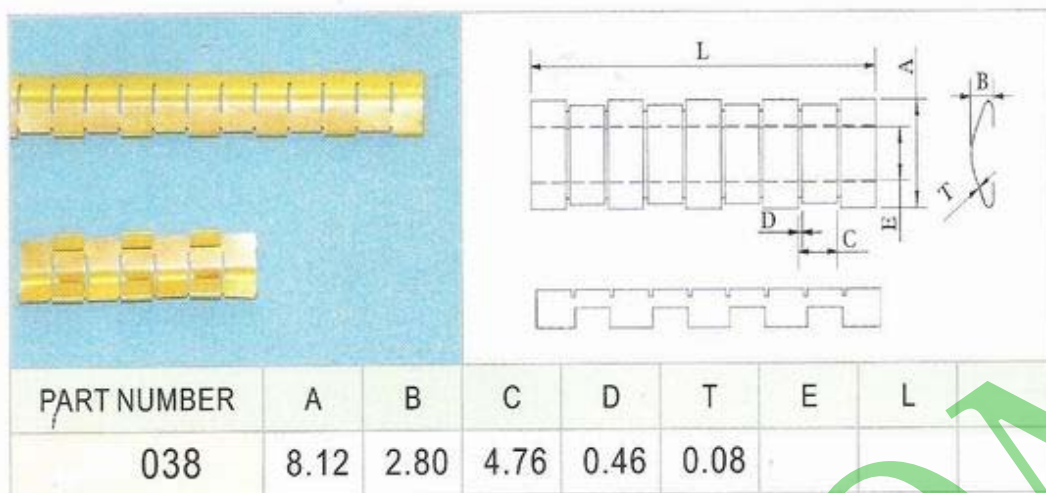
PART NUMBER	A	B	C	D	T	E	L
073	6.20	3.00	6.32	0.72	0.10	4.70	

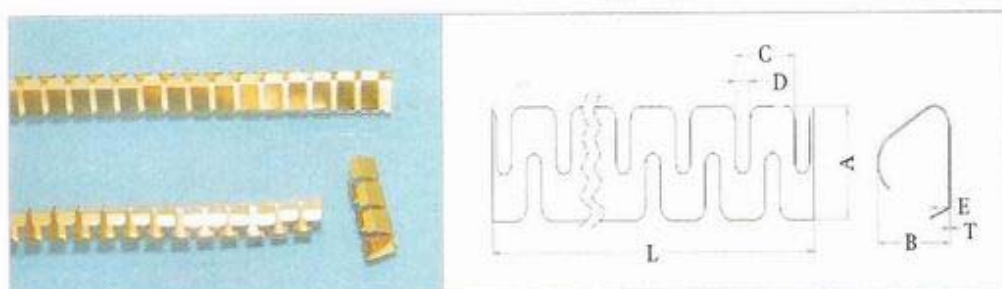
PART NUMBER	A	B	C	D	T	E	L
079	29.42	29.22	12.70	1.02	0.13	19.05	
100	7.10	8.42	4.78	0.46	0.08	6.10	

PART NUMBER	A	B	C	D	T	E	L
080	42.27	11.50	12.52	1.02	0.10	9.49	

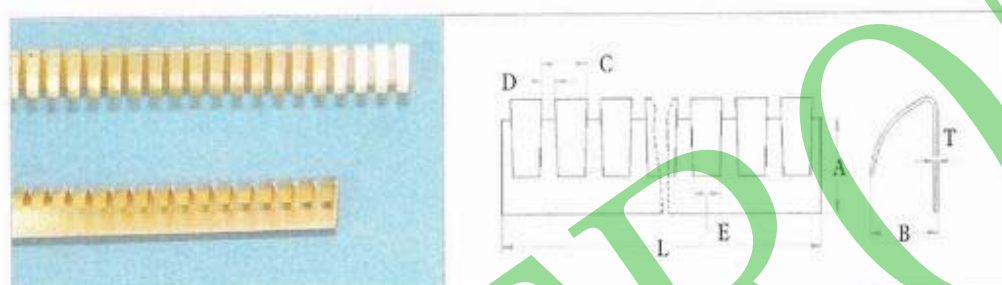
PART NUMBER	A	B	C	D	T	E	L
082	9.70	3.10	4.78	0.46	0.08	3.38	
083	6.40	2.00	4.78	0.46	0.06	2.25	
084	13.00	3.60	6.35	0.56	0.08	3.30	
086	19.30	5.80	9.53	0.81	0.10	3.38	



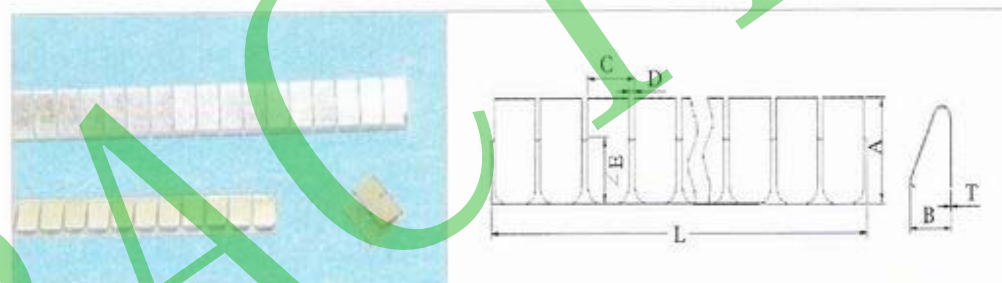




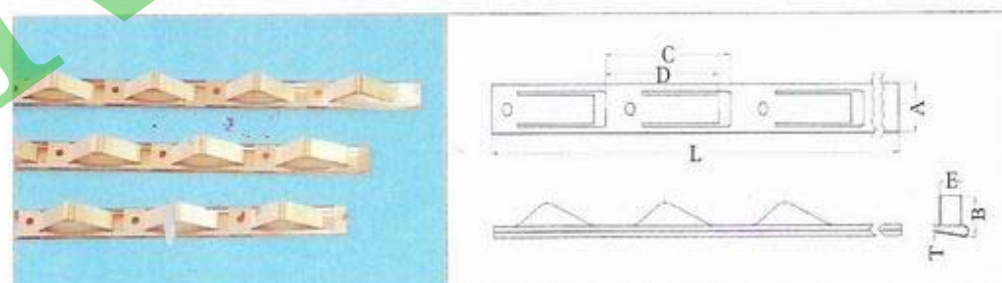
PART NUMBER	A	B	C	D	T	E	L
062	6.60	5.80	4.78	1.19	0.08	1.60	



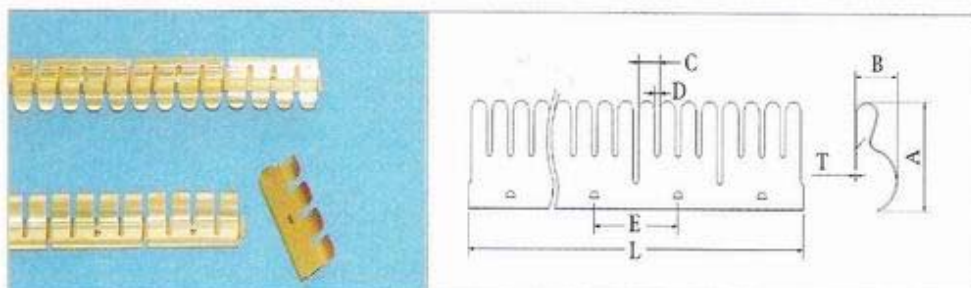
PART NUMBER	A	B	C	D	T	E	L
064	5.80	5.10	3.40	1.02	0.25	2.04	



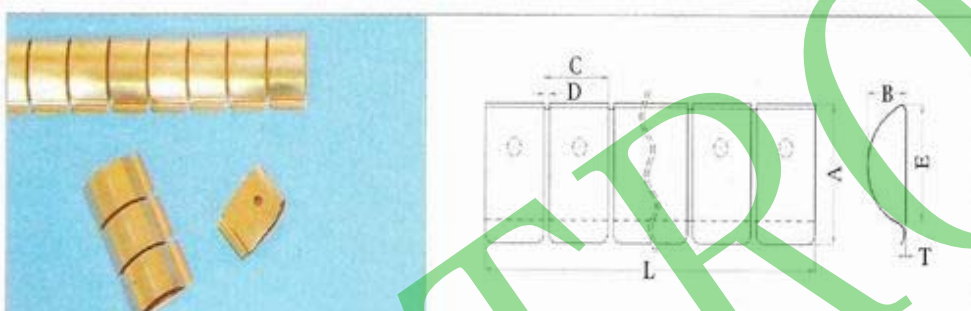
PART NUMBER	A	B	C	D	T	E	L
065	6.00	4.50	4.00	0.50	0.10	3.80	



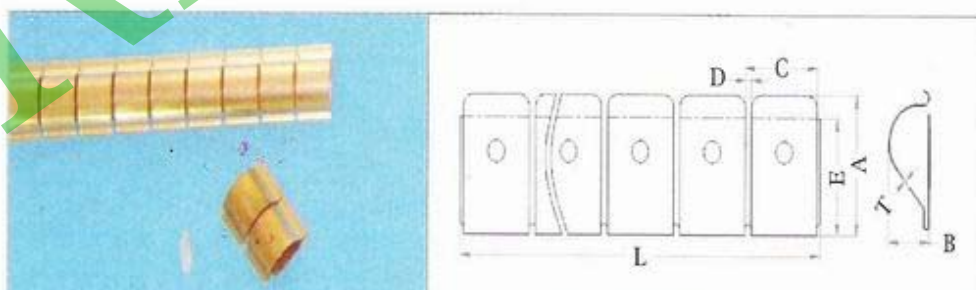
PART NUMBER	A	B	C	D	T	E	L
066	7.49	6.24	29.20	26.30	0.13	4.44	



PART NUMBER	A	B	C	D	T	E	L
069-01	7.80	3.30	4.625	1.175	0.10	18.50	



PART NUMBER	A	B	C	D	T	E	L
070	7.10	2.80	4.78	0.46	0.08	5.80	
072	15.20	5.80	9.53	0.81	0.10	12.70	
074	17.00	7.90	9.53	1.02	0.10	13.50	
076	19.80	6.40	9.53	1.02	0.13	13.50	
078	28.70	10.40	12.70	1.02	0.18	19.80	

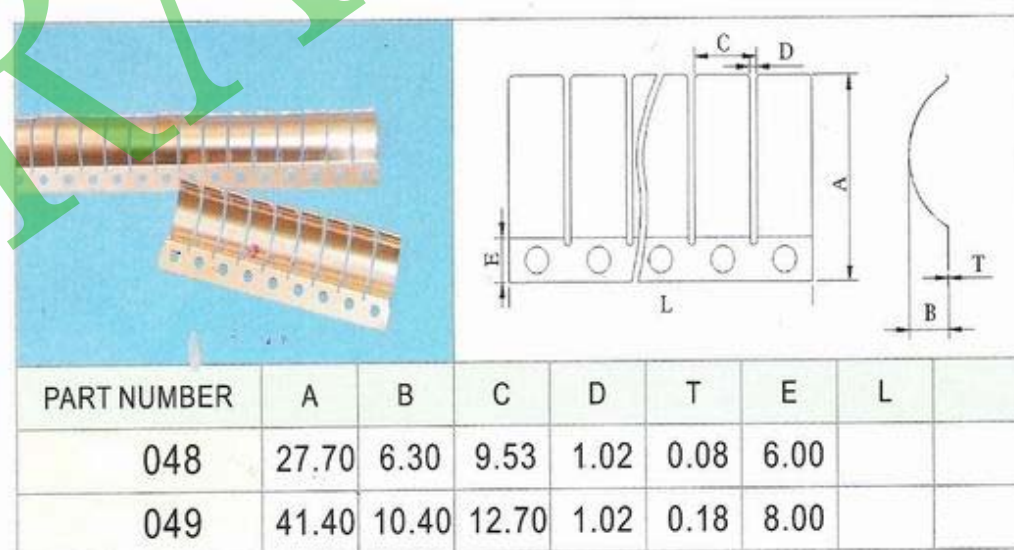
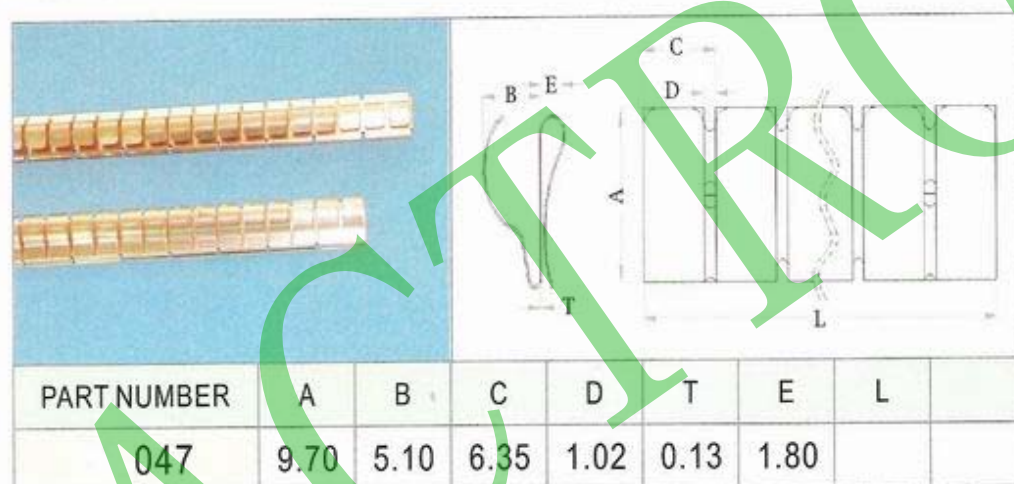
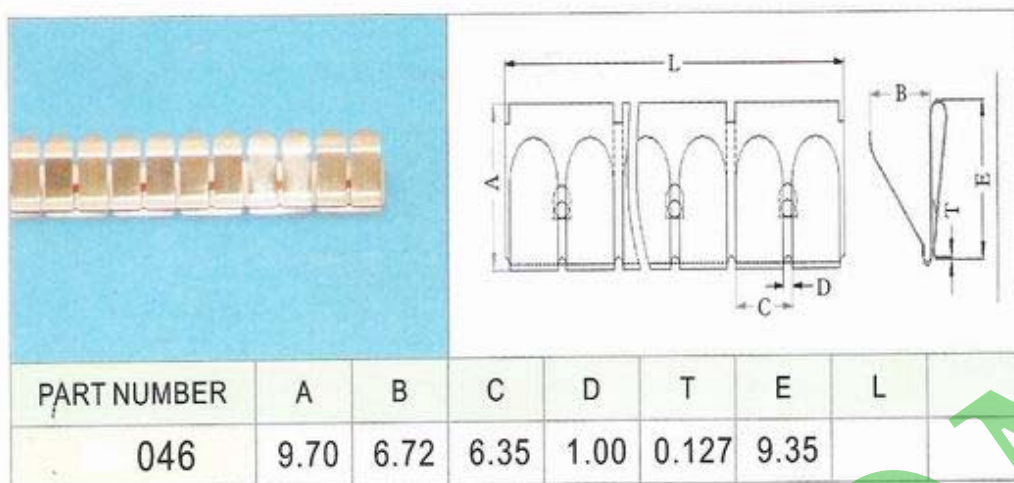


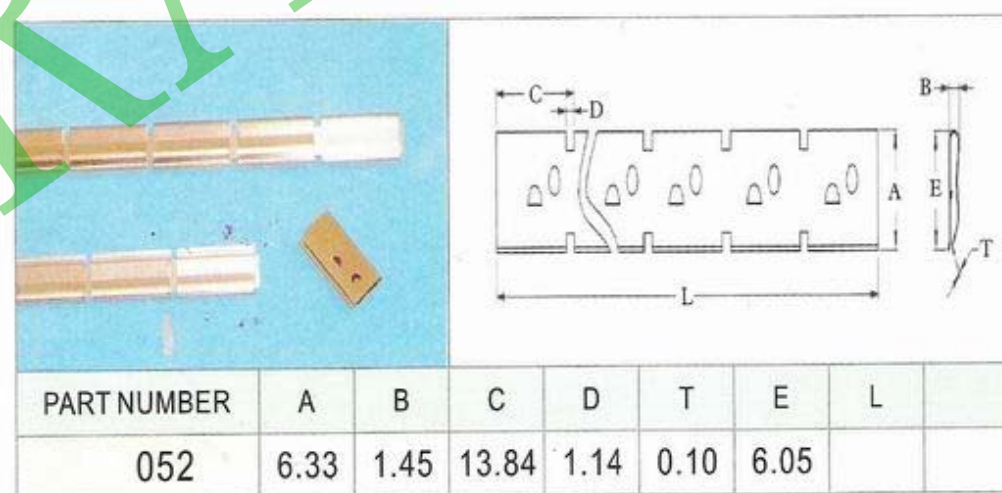
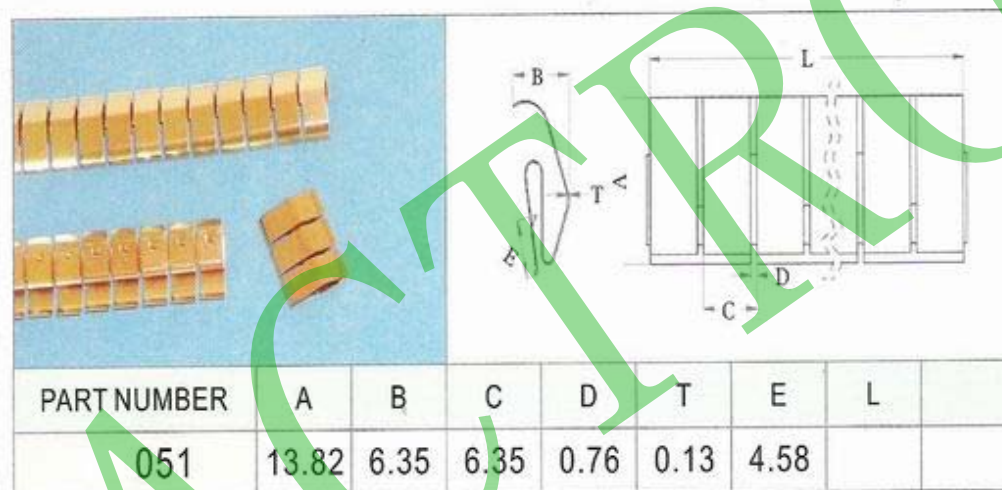
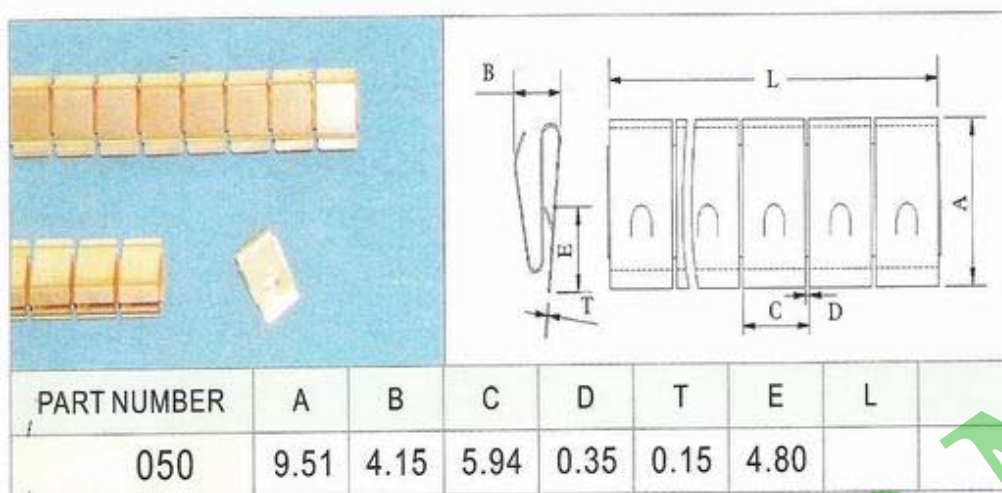
PART NUMBER	A	B	C	D	T	E	L
071	9.40	3.60	6.35	0.56	0.08	7.90	

PART NUMBER	A	B	C	D	T	E	L
042	8.25	2.57	4.75	0.46	0.05	2.16	

PART NUMBER	A	B	C	D	T	E	L
043	5.00	2.00	3.20	0.50	0.08	1.60	

PART NUMBER	A	B	C	D	T	E	G
044	12.70	3.30	6.50	0.50	0.08		





PART NUMBER	A	B	C	D	T	E	L
054	6.40	1.80	5.10	0.76	0.08	5.40	

PART NUMBER	A	B	C	D	T	E	L
056	4.64	1.62	7.62	0.51	0.08		

PART NUMBER	A	B	C	D	T	E	L
058	6.90	2.80	1.91	0.64	0.15	5.60	

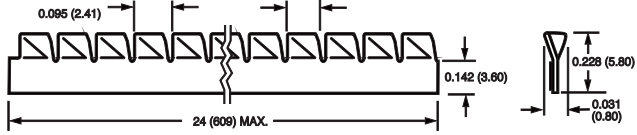
PART NUMBER	A	B	C	D	T	E	L
060	7.75	0.25	13.84	1.14	0.10	2.03	

PART NUMBER	A	B	C	D	T	E	L
069	7.80	3.30	4.625	1.175	0.10	18.50	

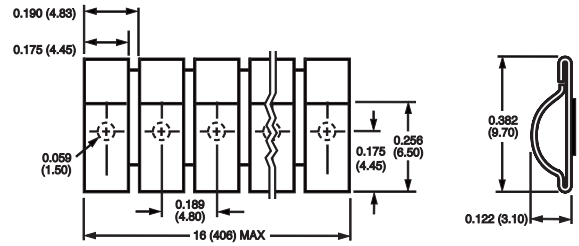
PART NUMBER	A	B	C	D	T	E	L
070	7.10	2.80	4.78	0.46	0.08	5.80	
072	15.20	5.80	9.53	0.81	0.10	12.70	
074	17.00	7.90	9.53	1.02	0.10	13.50	
076	19.80	6.40	9.53	1.02	0.13	13.50	
078	28.70	10.40	12.70	1.02	0.18	19.80	

PART NUMBER	A	B	C	D	T	E	L
071	9.40	3.60	6.35	0.56	0.08	7.90	

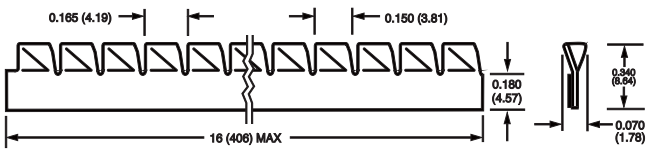
RTSFL-1



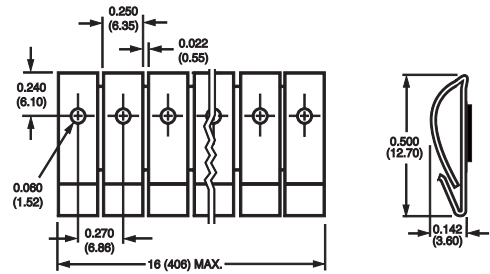
RTSFL-2



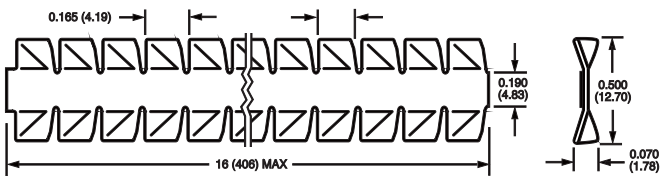
RTSFL-3



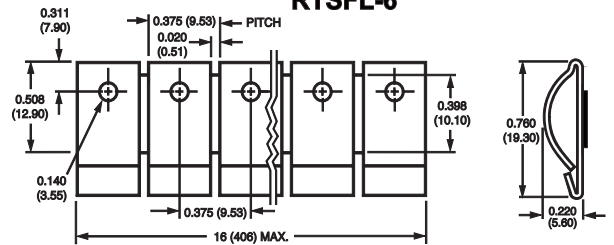
RTSFL-4



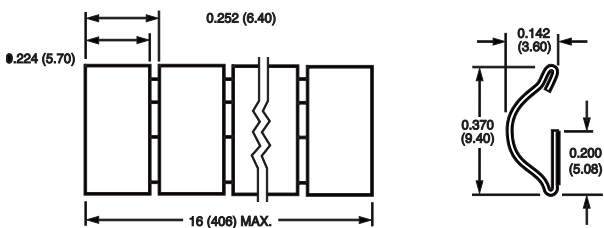
RTSFL-5



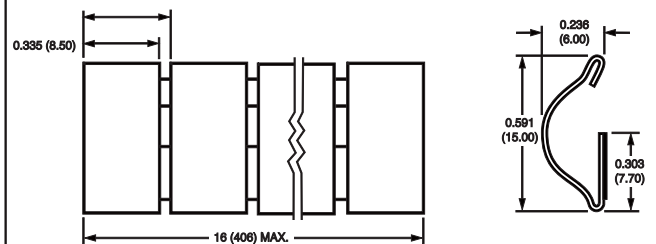
RTSFL-6



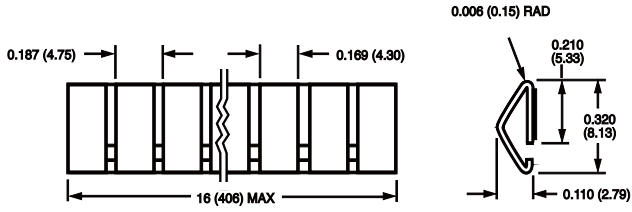
RTSFL-7



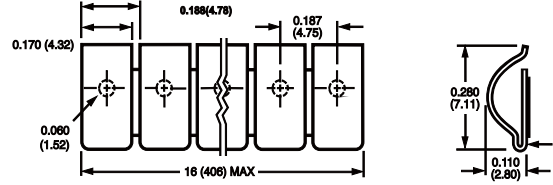
RTSFL-8



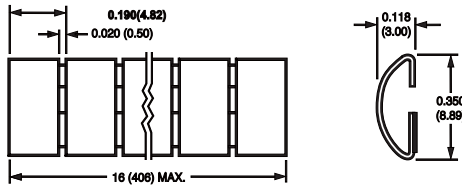
RTSFL-9



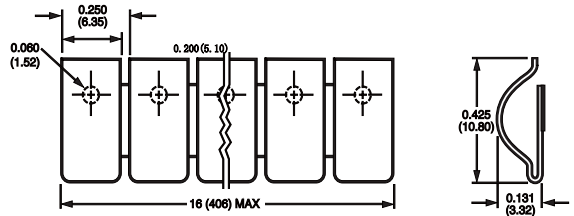
RTSFL-10



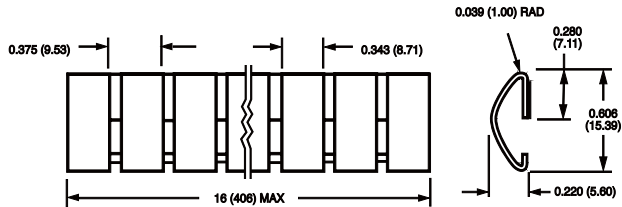
RTSFL-11



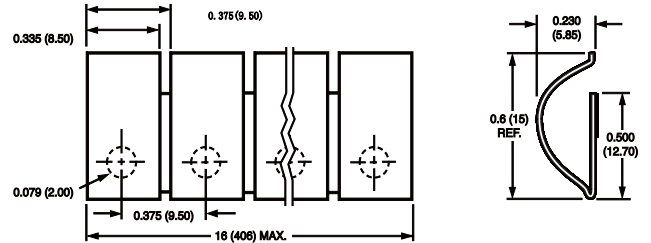
RTSFL-12



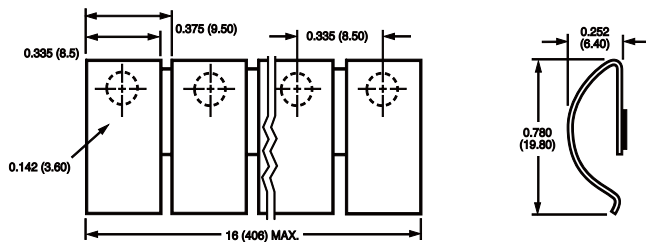
RTSFL-13



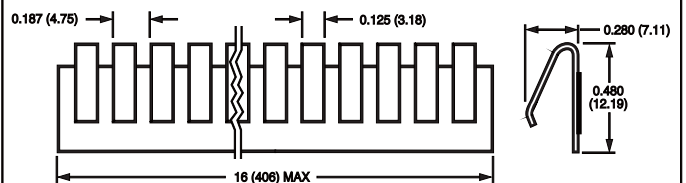
RTSFL-14



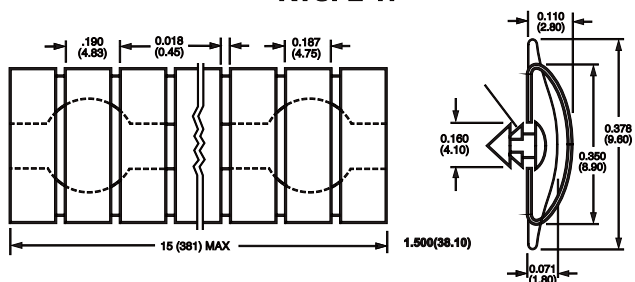
RTSFL-15



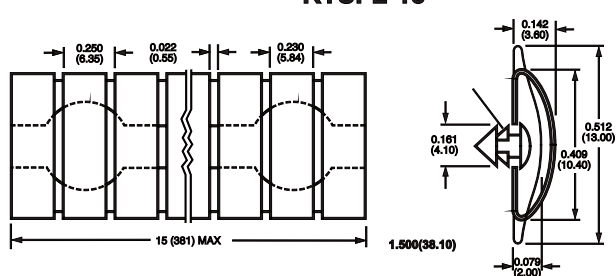
RTSFL-16



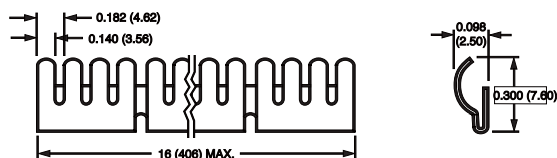
RTSFL-17



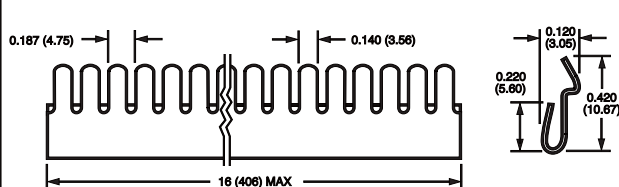
RTSFL-18



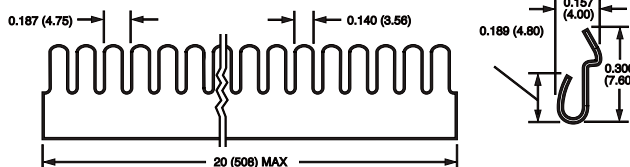
RTSFL-19



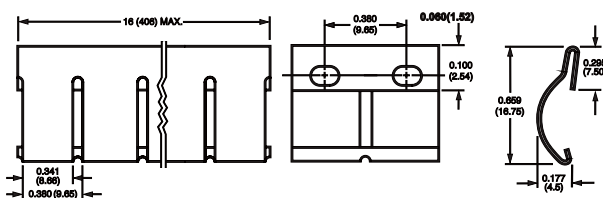
RTSFL-20



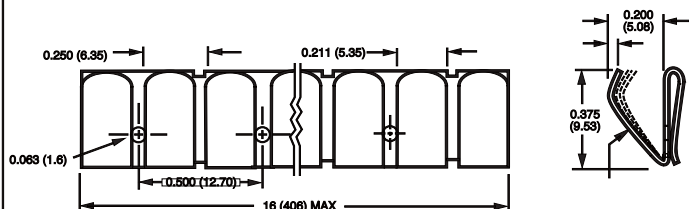
RTSFL-21



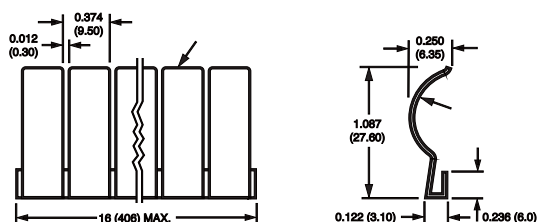
RTSFL-22



RTSFL-23



RTSFL-24



0.005 (0.127)