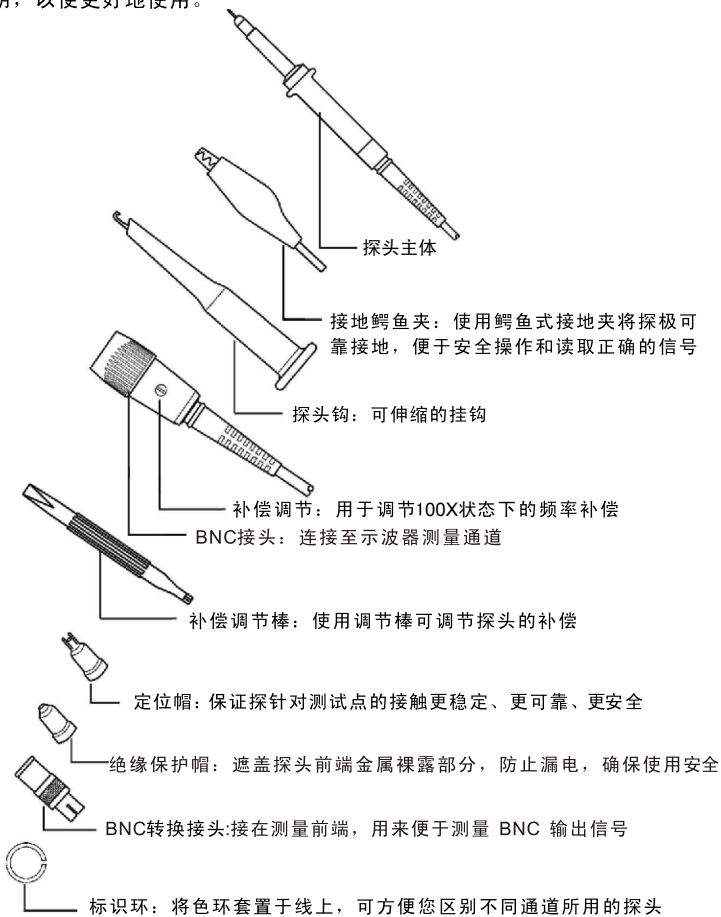


附件说明

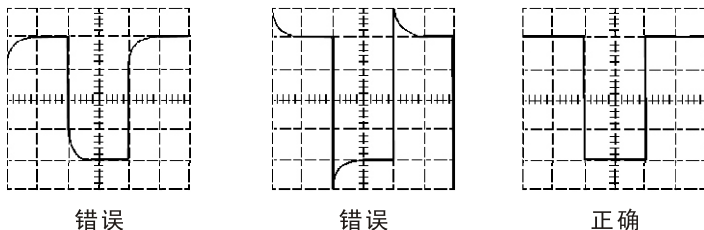
RP1300H型探头配有附件，使测试更为方便。请在使用前尽量熟悉下列说明，以便更好地使用。



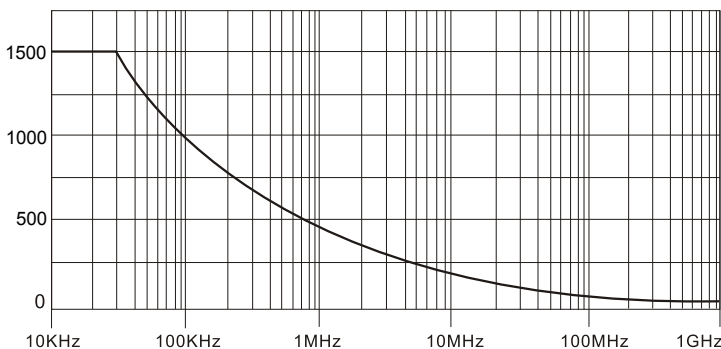
调节探头补偿

探头频率补偿

使用探头进行测试前，首先检查本品的频率补偿，将其调至与所使用的示波器匹配。一般示波器的前面板上都有一个校准信号输出端，将探头接至此信号输出端，令示波器显示1KHz测试方波信号，探头衰减设置为100X位置。用调节棒调节探头前端的补偿调节处，使方波上方平整。



最大输入电压-频率特征图



CAT II:IEC测量类别II。在类别II过压情况下，输入可能连接到电力干线（高达1500 VAC）

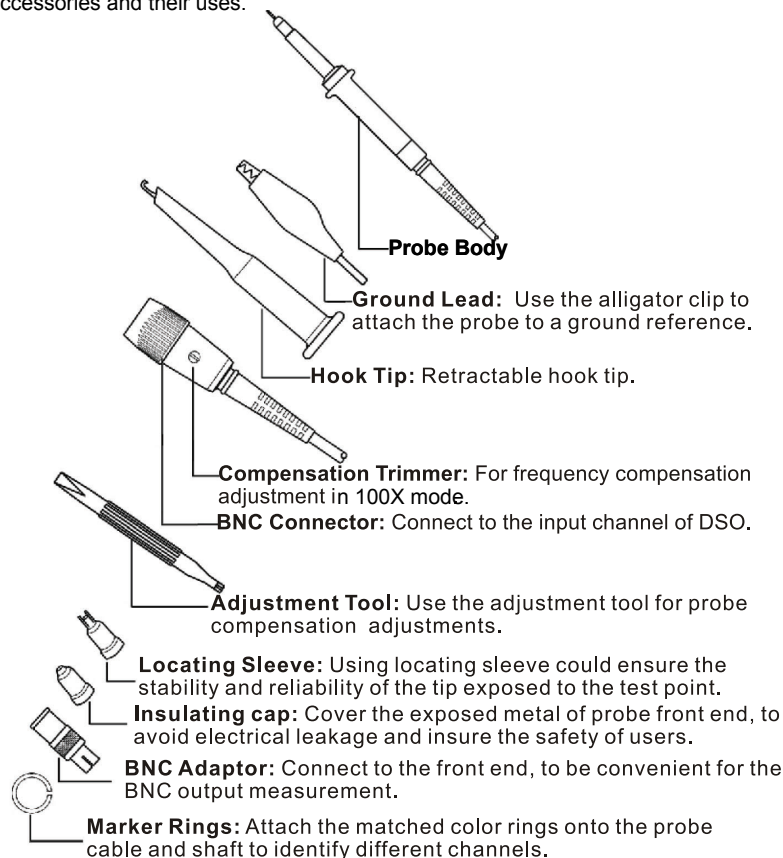
⊠ 设备通过双重绝缘或加强绝缘保护

⚠ 使用前请仔细阅读用户手册以避免人员损伤和设备及其所连接设备的损害。为避免危险，请按说明正确使用。

注：产品规格如有变更，恕不另行通知。

Accessories and Features

RP1300H is provided with some accessories designed to make probing and measurement simpler. Please take a moment to familiarize yourself with these accessories and their uses.

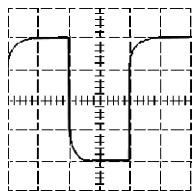


Note: Contents of this document are subject to change without notice.

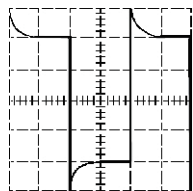
How to Adjust the Probe Compensation

Frequency Compensation

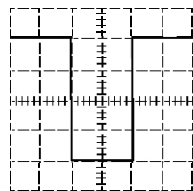
Before taking any measurements using a probe, first check the compensation of the probe and adjust it to match the channel inputs. Most oscilloscopes have a square wave reference signal available at a terminal on the front panel used to compensate the probe. Connect the probe to the signal source on your oscilloscope. Set the probe to 100X position. Adjust trimmer until seeing flat-top square wave on the display.



Incorrect

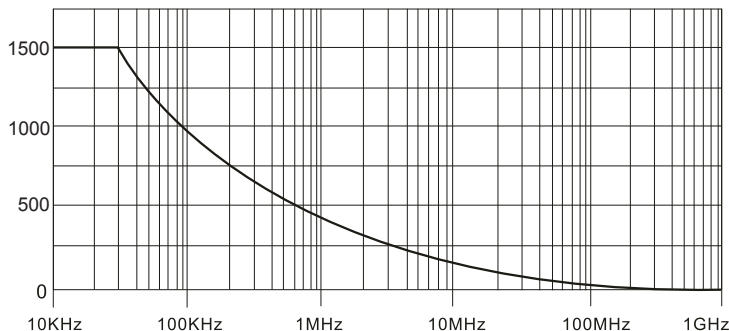


Incorrect



Correct

Voltage vs Frequency Rating Curve



CAT II: IEC Measurement Category II. Inputs may be connected to mains (up to 1500 V AC) under Category II overvoltage conditions.

☑ Equipment protected throughout by DOUBLE INSULATION or REINFORCED INSULATION

△ Review this user manual carefully to avoid injury and prevent damage to this product or any products connected to it. To avoid potential hazards, use this product only as specified.

探头参数 (Probe Characteristics)

| | | |
|--------|-------------------------|---|
| 最大工作电压 | Max. Working Voltage | CAT I 2000 V (DC+AC), CAT II 1500 V (DC+AC) |
| 带宽 | Bandwidth | DC~ 300 MHz |
| 衰减率 | Attenuation Ratio | 100:1 (fixed) |
| 上升时间 | Rising Time | 1.2 ns |
| 输入阻抗 | Input Resistance | 100 MΩ |
| 输入电容 | Input Capacitance | 5.5 pF |
| 匹配电容调整 | Capacitance Adjustment | 10 pF ~ 35 pF |
| 线长 | Cable Length | Approximate 1.35 meter |
| 温度系数 | Temperature Coefficient | < 200 ppm/°C |
| DC 精确度 | Precision of DC | < 1% |
| 操作温度 | Operation Temperature | 0 ~ 50°C |
| 储存温度 | Storage Temperature | -20 ~ 70°C |
| 净重 | Weight | 93 g |

探头零件清单 (Accessory Kit)

| 名称描述 | Description | Quantity |
|------------------|--|----------|
| 探针 | Probe Tip | 1 |
| 探头钩 | Hook Tip | 1 |
| 补偿调节棒 | Adjustment Tool | 1 |
| 定位帽 | Locating Sleeve | 1 |
| 标识环 (绿, 黄, 蓝, 粉) | Marker Rings (green, yellow, blue, pink) | 8 |
| 接地鳄鱼夹 | Ground Lead | 1 |
| BNC 转换接头 | BNC Adaptor | 1 |
| 绝缘保护帽 | Insulating Cap | 1 |

北京普源精电科技有限公司

RIGOL Technologies, Inc.

Tel: (86-10)80706688 800-810-0002
 Fax: (86-10)80705070 邮编: 102206
 地址: 北京市昌平区沙河镇顾河村156号
 E-mail: service@rigol.com

156# CaiHe Village, ShaHe Town, ChangPing District, Beijing, China
 Tel: (86-10)80706688 Fax: (86-10)80705070
 Post Code: 102206 E-mail: service@rigol.com

RIGOL®

用户手册 User's Guide



© 2009 RIGOL Technologies, Inc. All Rights Reserved.

RP1300H型无源探头