
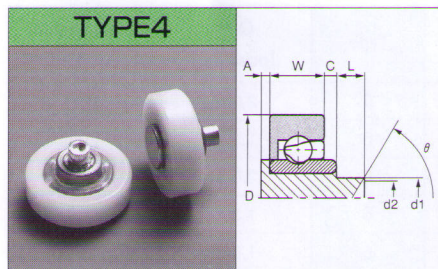
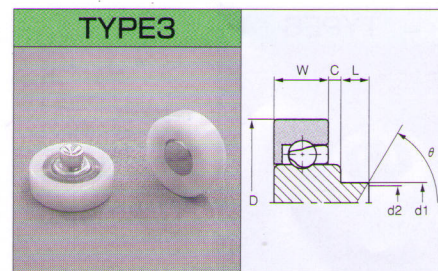
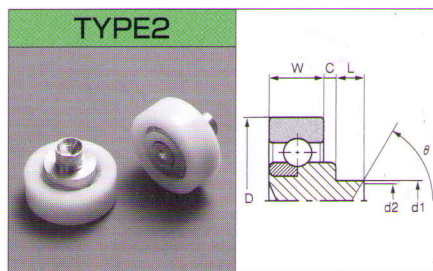
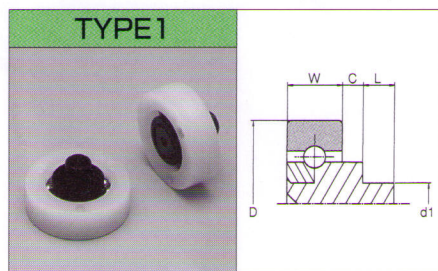


DR-A



Code	Part No.	$D_{-0.1}$ [mm]	$d1_{-0.1}$ [mm]	$W_{-0.2}$ [mm]	$C_{\pm 0.4}$ [mm]	$L_{\pm 0.2}$ [mm]	$(d2 \times \theta)^{*1}$	$A_{\pm 0.2}$ [mm]	Load ^{*2} [N] (kgf)	Type	Q'ty [pcs/box]	Gross Weight [kg/box]
000006	DRS-9-A0.5	$9_{-0.05}$	$2_{-0.05}$	$3_{-0.1}$	0.5	1.8	—	—	[9.8] (1)	1	10,000	—
000007	DRS-12-A0.5	$12_{-0.05}$	$3_{-0.05}$	$4_{\pm 0.1}$	$0.5_{\pm 0.3}$	2.3	—	—	[9.8] (1)	1	10,000	—
000001	DRS-16-A1	$16_{-0.3}$	4	$5_{\pm 0.2}$	1	3.5	$\phi 3 \times 100^\circ$	—	19.6 (2)	2	2,000	9.0
000003	DRS-16-A1.5	$16_{-0.3}$	5	$6.35_{\pm 0.2}$	1.5	3.5	$\phi 4.5 \times 90^\circ$	—	19.6 (2)	2	2,500	14.4
000100	DR-18-A0.5	18	5	6	0.5	3.5	$\phi 4 \times 120^\circ$	—	19.6 (2)	3	2,000	9.6
000200	DR-19-A0.5	19	5	6	0.5	3.5	$\phi 4 \times 120^\circ$	—	29.4 (3)	3	2,000	10.7
000207	DR-19-A2	19	5	6	2	3.5	$\phi 4.4 \times 120^\circ$	—	29.4 (3)	3	2,000	11.6
000408	DR-22-A-2.1	22	5	7	0	2.1	$\phi 4 \times 90^\circ$	—	78.4 (8)	3	1,000	7.4
000400	DR-22-A1	22	5	7	1	3.5	$\phi 4.4 \times 90^\circ$	—	78.4 (8)	3	1,000	9.0
000410	DR-22-A2-φ6	22	6	7	2	3.5	$\phi 5.5 \times 90^\circ$	—	78.4 (8)	3	1,000	9.4
000411	DR-22-A2	22	5	7	2	3.5	$\phi 4 \times 90^\circ$	—	78.4 (8)	3	1,000	8.9
000600	DR-24-A1	24	5	7	1	3.5	$\phi 4.4 \times 90^\circ$	—	78.4 (8)	3	1,000	9.5
000700	DR-26-A1	26	5	7	1	3.5	$\phi 4.4 \times 90^\circ$	—	78.4 (8)	3	1,000	10.2
000800	DR-28-A1	28	5	7	1	3.5	$\phi 4.4 \times 90^\circ$	—	78.4 (8)	3	500	5.8
000900	DR-29-A1	29	5	7	1	3.5	$\phi 4.4 \times 90^\circ$	—	78.4 (8)	3	500	5.7
000427	DR-22-AH(1)3.5-8019	22	$4.5_{\pm 0.1}$	7	0	$3.5_{+0.3}$	nothing	1	196 (20)	4	1,000	9.1
000419	DR-22-AH2.5-3.65	22	$4.5_{\pm 0.1}$	7	2.5	3.65	$\phi 2.5 \times 100^\circ$	1	196 (20)	4	1,000	10.2
000705	DR-26-AH	26	$4.5_{\pm 0.1}$	7	0	$3.5_{+0.3}$	nothing	$1_{\pm 0.3}$	196 (20)	4	1,000	10.2
000707	DR-26-AH2.5-3.65	26	$4.5_{\pm 0.1}$	7	2.5	3.65	$\phi 2.5 \times 100^\circ$	1	196 (20)	4	800	8.8
040707	DR-26-AH2.7-2.7	26	$3.9_{-0.2}$	7	2.7	2.7	$\phi 2.3 \times 110^\circ$	$1_{\pm 0.3}$	196 (20)	4	800	8.8
040706	DR-26-AH2.7-4	26	$3.9_{-0.2}$	7	2.7	$4_{\pm 0.3}$	$\phi 2.7 \times 120^\circ$	$1_{\pm 0.3}$	196 (20)	4	800	9.8
000414	DR-22-AH2.5	22	5	7	2.5	3.5	$\phi 4 \times 110^\circ$	—	196 (20)	5	1,000	10.0
000416	DR-22-AH3.8-2.5	22	4.9	7	3.8	2.5	nothing	—	196 (20)	5	1,000	10.6
000417	DR-22-AH4	22	5	7	4	3.5	$\phi 4 \times 110^\circ$	—	196 (20)	5	1,000	10.8
000706	DR-26-AH4	26	5	7	4	3.5	$\phi 4 \times 110^\circ$	—	196 (20)	5	800	9.8

*1 参考値 Reference Dimension

*2 許容荷重 (毎分300回 回転時) Allowable Load at 300min⁻¹ (300r.p.m)

*3 上記以外のサイズ・形状につきましては、弊社までご相談ください。 Each limiting size can be changed for practical application. Please ask our engineer for further information.

トックベアリング株式会社 TOK BEARING CO.,LTD.

本社・東京営業所 TOKYO OFFICE / TEL 03-3969-1534 FAX 03-3969-9354 大阪営業所 OSAKA OFFICE / TEL 06-6368-8721 FAX 06-6368-8725
名古屋営業所 NAGOYA OFFICE / TEL 052-735-3081 FAX 052-735-3116 山梨営業所 YAMANASHI OFFICE / TEL 0551-28-4573 FAX 0551-28-4556