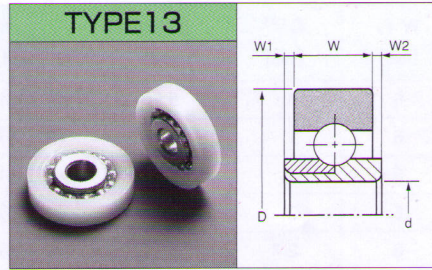
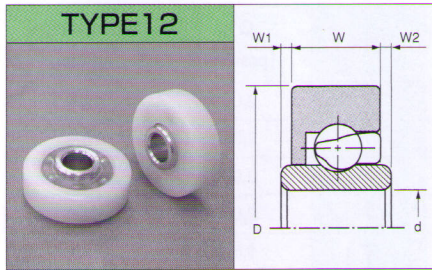
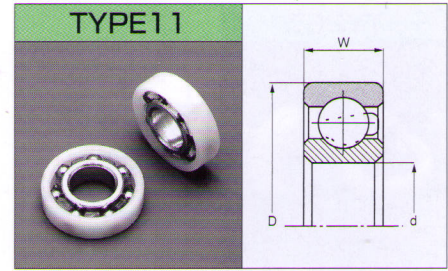
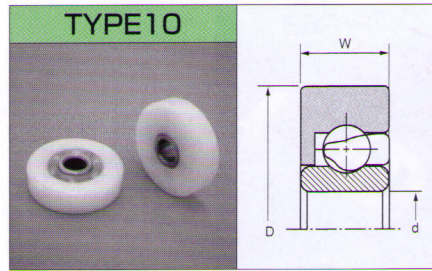
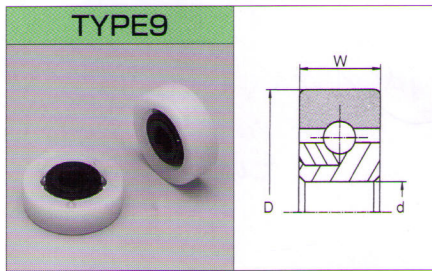


## DR-H



Code	Part No.	D <sub>-0.1</sub> [mm]	d <sup>+0.1</sup> [mm]	W <sub>-0.2</sub> [mm]	W1*1 [mm]	W2*1 [mm]	Load*2 [N] (kgf)	Type	Q'ty [pcs/box]	Gross Weight [kg/box]
040012	DRS-9-H2.5	9 <sub>-0.05</sub>	2.5 <sup>+0.05</sup>	3 <sup>±0.1</sup>	—	—	9.8 ( 1)	9	10,000	—
040013	DRS-12-H3	12 <sub>-0.05</sub>	3 <sup>+0.05</sup>	4 <sup>±0.1</sup>	—	—	9.8 ( 1)	9	10,000	—
040100	DR-18-H6	18	6	6	—	—	49 ( 5)	10	2,500	7.6
040202	DR-19-H5	19	5	6	—	—	49 ( 5)	10	2,500	8.9
040205	DR-19-H6	19	6	6	—	—	49 ( 5)	10	2,500	8.1
040301	DR-20-H8	20	8	6 <sup>±0.1</sup>	—	—	29.4 ( 3)	10	1,500	6.1
040401	DR-22-H6	22	6	7	—	—	196 (20)	10	1,500	9.5
040412	DR-22-H8	22	8	7	—	—	49 ( 5)	10	1,500	8.2
040600	DR-24-H6	24	6	7	—	—	196 (20)	10	1,000	7.1
040602	DR-24-H10.5	24	10.5	7	—	—	49 ( 5)	10	1,000	11.5
040701	DR-26-H6	26	6	7	—	—	196 (20)	10	1,000	7.8
041600	DR-26-H10	26	10	8	—	—	196 (20)	10	1,000	7.9
040800	DR-28-H6	28	6	7	—	—	196 (20)	10	500	4.2
041000	DR-30-H6	30	6	7	—	—	196 (20)	10	500	5.6
041610	DR-30-H10-9	30	10	9	—	—	245 (25)	10	500	7.7
041005	DR-30-H10-8	30	10	8 <sup>±0.1</sup>	—	—	245 (25)	10	500	6.7
041612	DR-32-H12	32	12	10	—	—	294 (30)	10	500	9.6
041100	DR-35-H6	35	6	7	—	—	196 (20)	10	500	5.7
041614	DR-35-H15	35	15	11 <sup>±0.2</sup>	—	—	294 (30)	10	400	10.6
041151	DR-38-H10	38	10	8 <sup>±0.2</sup>	—	—	196 (20)	10	500	6.1
041200	DR-40-H6	40 <sub>-0.2</sub>	6	8	—	—	196 (20)	10	400	5.4
041616	DR-40-H17	40	17	12 <sup>±0.2</sup>	—	—	294 (30)	10	250	6.9
041618	DR-47-H20	47	20	14	—	—	343 (35)	10	150	8.7
040102	DR-18-H8	18	8	5	—	—	49 ( 5)	11	3,000	8.7
040007	DR-16-H4.1W0.25	16	4.1	4	0.25	0.25	19.6 ( 2)	12	4,000	9.6
040200	DR-19-H4W (1.3) 3	19	4	6	1.3	3	49 ( 5)	12	1,500	8.2
040204	DR-19-H5W (0) 2.3	19	5	6	0	2.3	49 ( 5)	12	2,000	8.6
040400	DR-22-H4W (0.5) 3	22	4	7	0.5	3	196 (20)	12	1,000	8.3
040415	DR-22-H6W1	22	6	7	1	1	196 (20)	12	1,000	6.6
040601	DR-24-H6W1	24	6	7	1	1	196 (20)	12	1,000	7.3
040700	DR-26-H4W (0.5) 3	26	4	7	0.5	3	196 (20)	12	1,000	9.7
040704	DR-26-H6W1	26	6	7	1	1	196 (20)	12	1,000	8.8
040802	DR-28-H6W1	28	6	7	1	1	196 (20)	12	500	4.5
041003	DR-30-H6W1	30	6	7	1	1	196 (20)	12	500	6.4
041101	DR-35-H6W1	35	6	7	1	1	196 (20)	12	500	6.8
041201	DR-40-H6W0.5	40 <sub>-0.2</sub>	6	8	0.5	0.5	196 (20)	12	400	5.5
041300	DR-47-H8W (0) 9	47	8	14	0	9	196 (20)	12	100	3.5
040005	DRS-16-H4.1W0.25	16	4.1	3.5 <sup>±0.2</sup>	0.25	0.25	49 ( 5)	13	5,000	11.0

\*1 参考値 Reference Dimension \*2 許容荷重 (毎分300回 回転時) Allowable Load at 300min<sup>-1</sup> (300r.p.m)  
 \*3 上記以外のサイズ・形状につきましては、弊社までご相談ください。 Each limiting size can be changed for practical application. Please ask our engineer for further information.